



**Internal Memorandum**

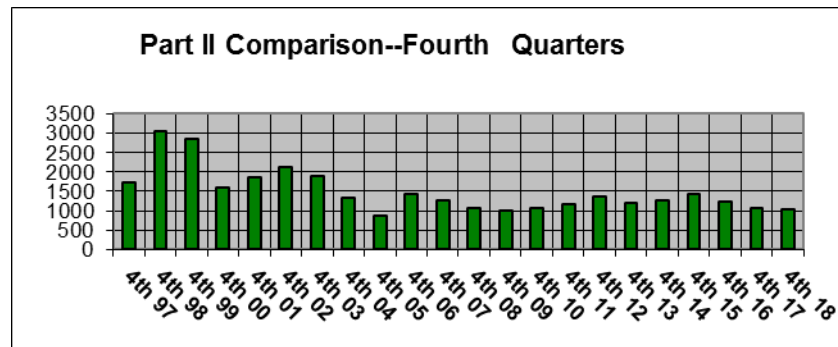
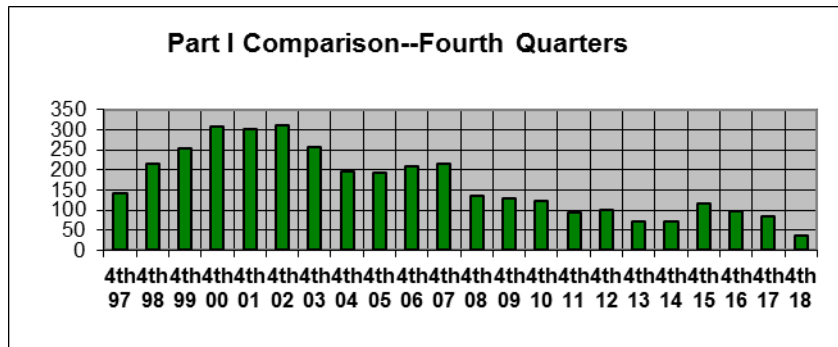
**01-12-2019**

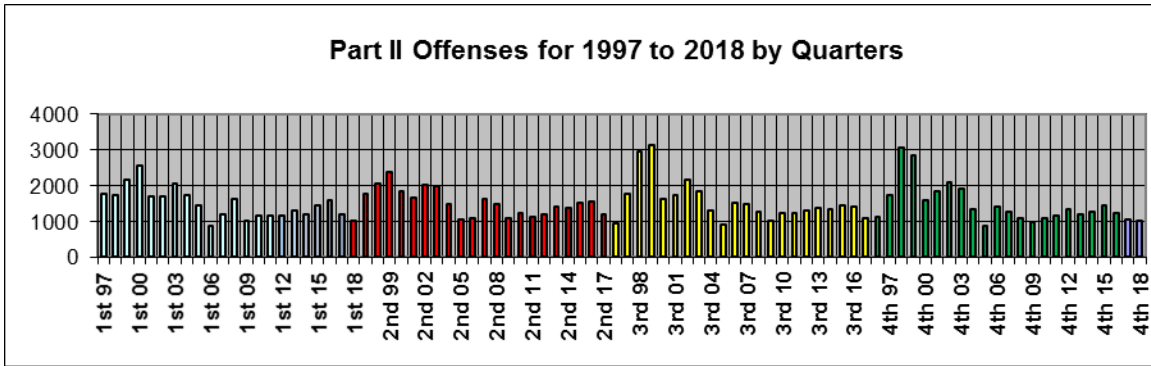
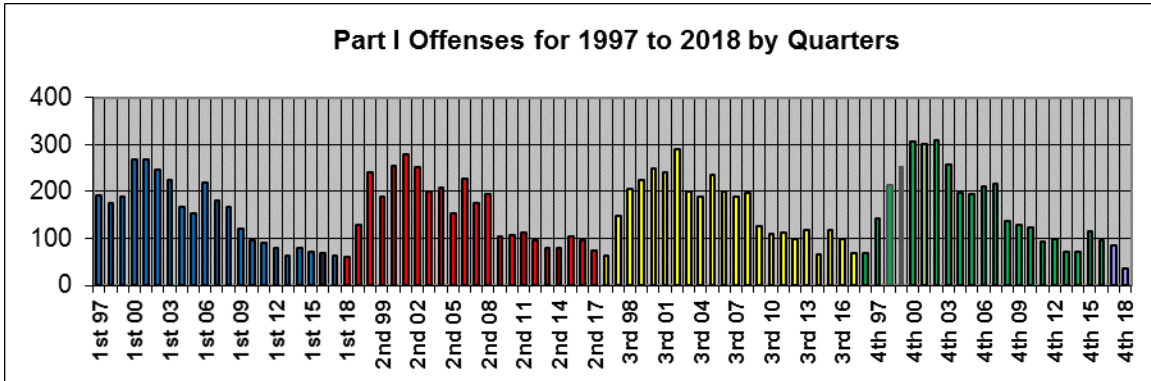
To: Chief of Police Ronald Compton

Fr: Lieutenant Kevin Avery

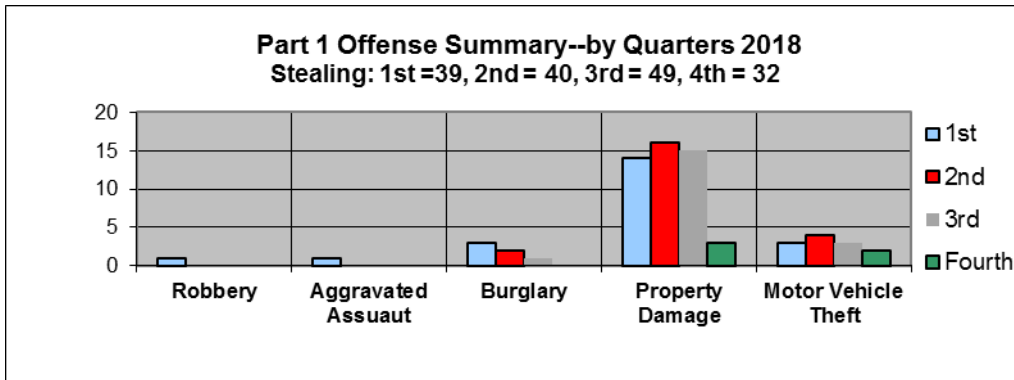
Topic: Fourth Quarter 2018 Public Report

Comparison of Quarters and Years:

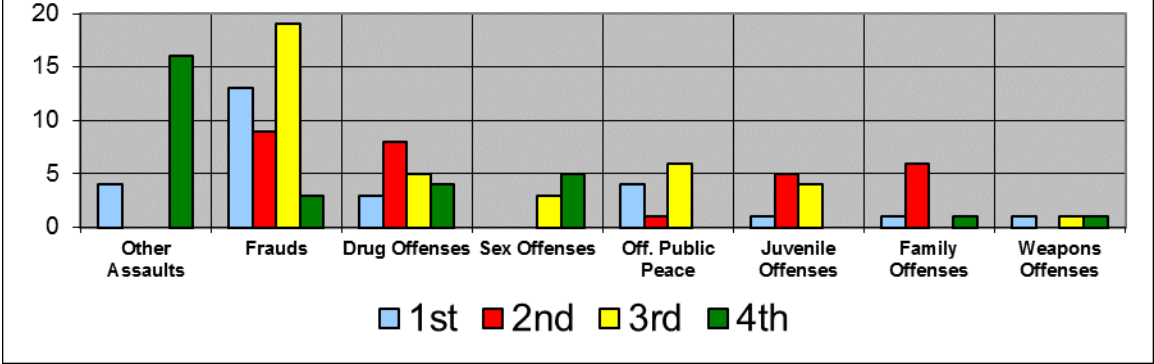




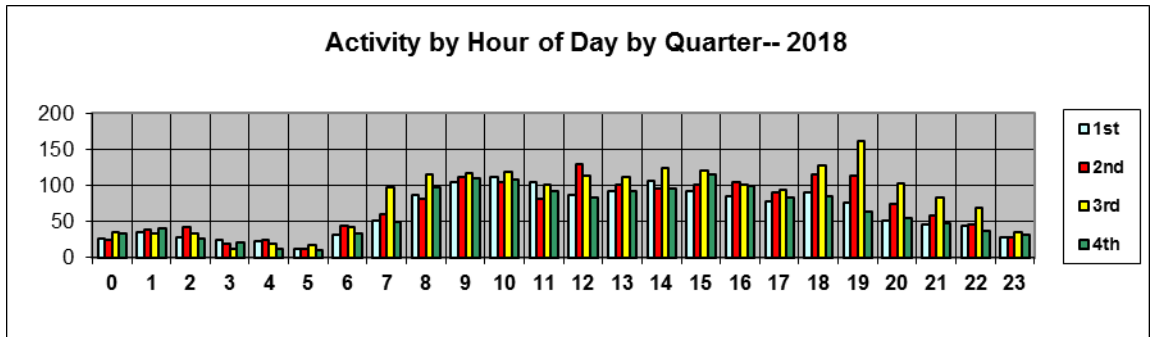
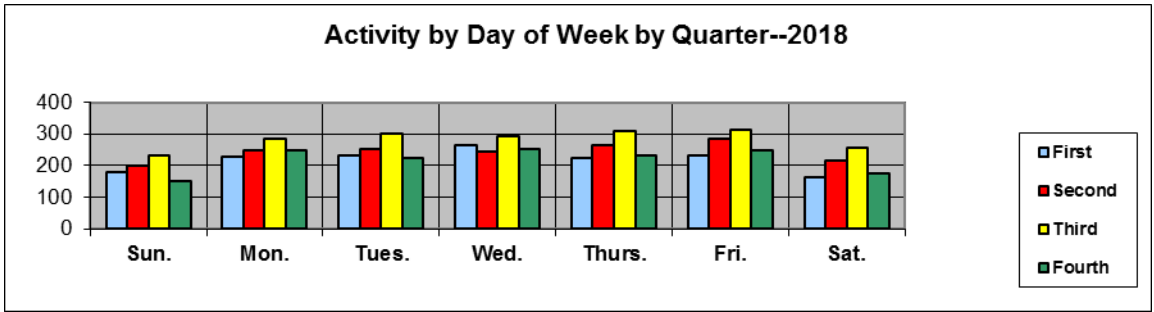
**Offense Summary:**



**Part II Offenses and Activity--by Quarters 2018**  
 Animal Related 1st=11, 2nd = 24, 3rd 21, 4th = 17  
 People Related Calls: 1st=236, 2nd= 182, 3rd= 230, 4th = 230  
 Suspicious Activity: 1st=132, 2nd= 109, 3rd = 156, 4th =96



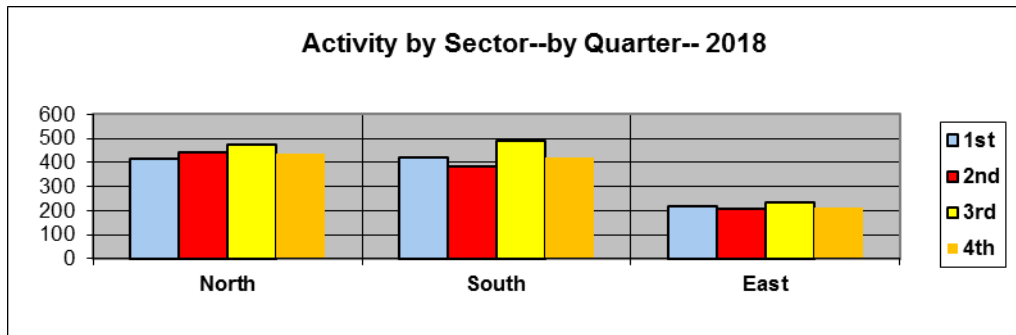
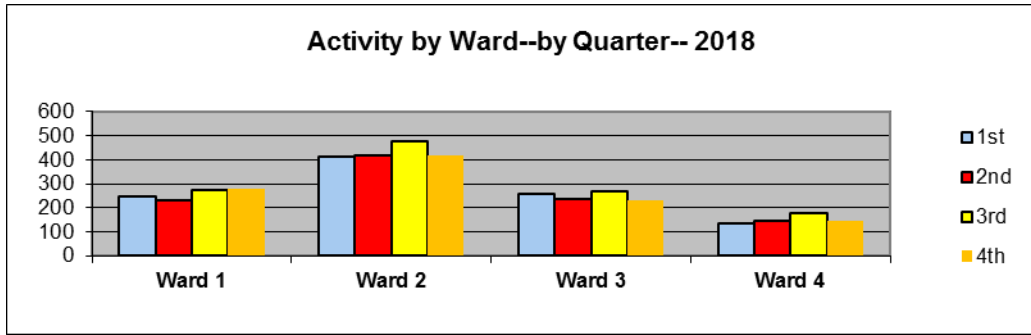
**Activity by Day of Week and Time of Day:**





Monthly Crime / Activity Reports 2018 Fourth Quarter					
	Ward 1	Ward 2	Ward 3	Ward 4	Total
Murder	0	0	0	0	0
Rape - Sexual Assault	0	0	0	0	0
Robbery	0	0	0	0	0
Aggravated Assault	0	0	0	0	0
Burglary	0	0	0	0	0
Stealing	7	20	6	0	33
Property Damage	1	1	1	0	3
Motor Vehicle Theft	0	2	0	0	2
Arson	0	0	0	0	0
<b>SubTotal Part1</b>	<b>8</b>	<b>23</b>	<b>7</b>	<b>0</b>	<b>38</b>
Other Assaults	0	1	0	0	1
Frauds	4	10	2	0	16
Drug Offenses	0	2	0	1	3
Sex Offenses	4	0	0	0	4
Offenses Against Public Peace	1	2	2	0	5
Driving While Intoxicated	0	0	0	0	0
Traffic Accidents	19	28	11	7	65
Animal Related Calls	6	2	2	7	17
People Related	59	63	72	36	230
Juvenile Offenses	0	0	0	0	0
Non-Classified Suspicious Activity	20	48	15	13	96
Family Offenses	0	0	0	1	1
Miscellaneous Police Calls	159	238	118	79	594
Weapons Offenses	0	0	1	0	1
<b>SubTotal Part2</b>	<b>272</b>	<b>394</b>	<b>223</b>	<b>144</b>	<b>1033</b>
<b>Total Reported Offenses</b>	<b>280</b>	<b>417</b>	<b>230</b>	<b>144</b>	<b>1071</b>

**Activity by Ward and Sector:**



Neighborhood Watch Crime Information in the Neighborhoods:

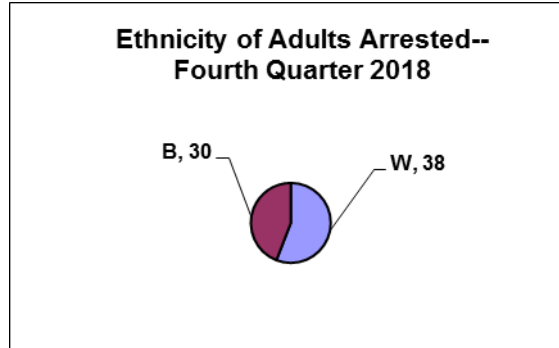


Monthly Crime / Activity Reports					
2018 Fourth Quarter					
	Ward 1	Ward 2	Ward 3	Ward 4	Total
Murder	0	0	0	0	0
Rape - Sexual Assault	0	0	0	0	0
Robbery	0	0	0	0	0
Aggravated Assault	0	0	0	0	0
Burglary	0	0	0	0	0
Stealing	3	2	2	0	7
Property Damage	1	1	1	0	3
Motor Vehicle Theft	0	2	0	0	2
Arson	0	0	0	0	0
<b>SubTotal Part1</b>	<b>4</b>	<b>5</b>	<b>3</b>	<b>0</b>	<b>12</b>
Other Assaults	0	1	0	0	1
Frauds	2	6	1	0	9
Drug Offenses	0	1	0	1	2
Sex Offenses	1	0	0	0	1
Offenses Against Public Peace	1	1	2	0	4
Driving While Intoxicated	0	0	0	0	0
Traffic Accidents	6	13	6	5	30
Animal Related Calls	4	2	2	7	15
People Related	42	45	57	36	180
Juvenile Offenses	0	0	0	0	0
Non-Classified Suspicious Activity	10	20	12	12	54
Family Offenses	0	0	0	1	1
Miscellaneous Police Calls	91	119	95	78	383
Weapons Offenses	0	0	0	0	0
<b>SubTotal Part2</b>	<b>157</b>	<b>208</b>	<b>175</b>	<b>140</b>	<b>680</b>
<b>Total Reported Offenses</b>	<b>161</b>	<b>213</b>	<b>178</b>	<b>140</b>	<b>692</b>

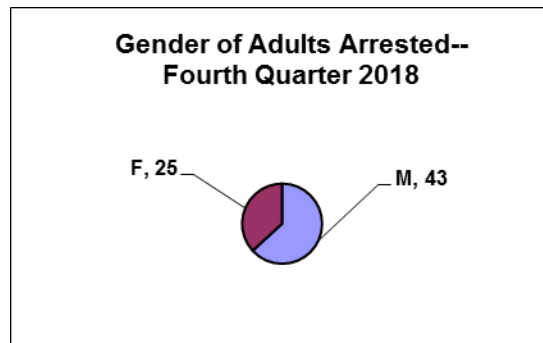
**Arrest and Juvenile Data:**

Sixty-eight adults were taken into custody in the Fourth Quarter.

The ethnicity of the person arrested was:



The gender of the persons taken into custody was:

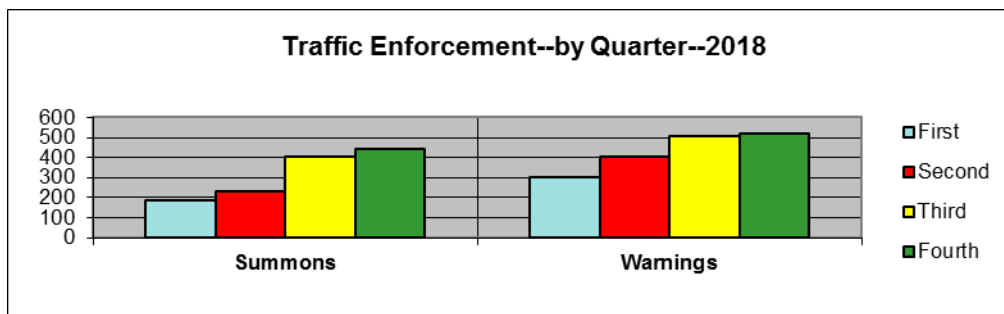


**Traffic Enforcement:**

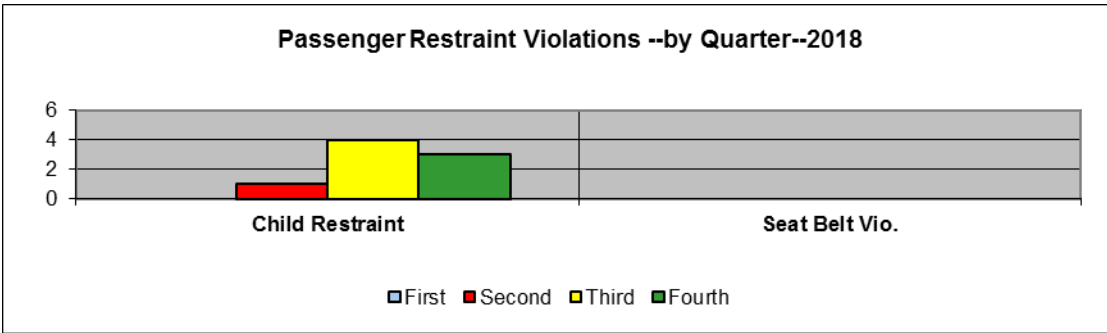
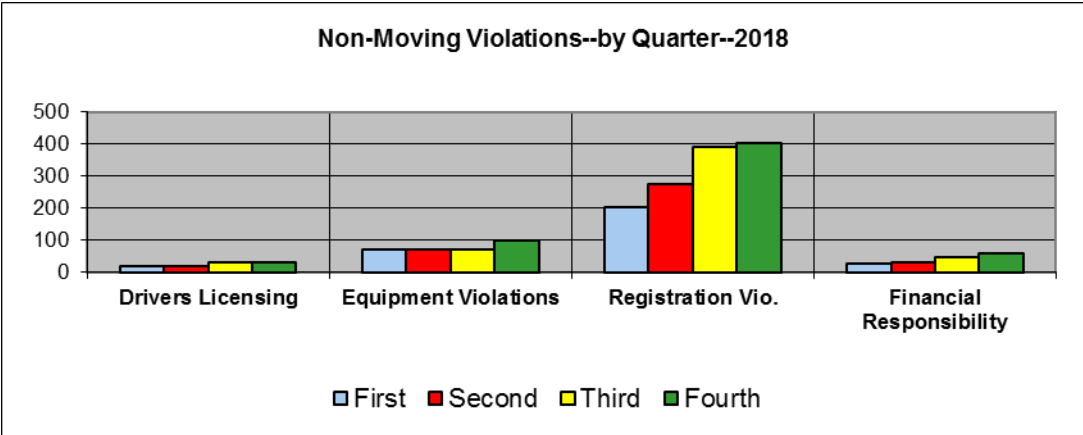
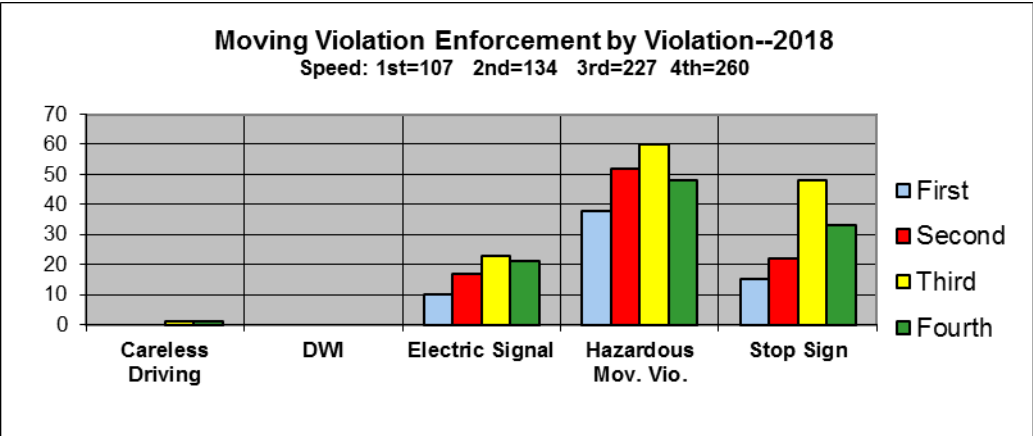
**Traffic Enforcement by Ward:**

Fourth Quarter	2018				
	Ward 1	Ward 2	Ward 3	Ward 4	
Stop Sign	14	4	11	4	33
Careless Driving	0	0	1	0	1
DWI	0	0	0	0	0
Electric Signal	9	9	1	2	21
Hazardous Moving	18	15	11	4	48
Speeding	32	68	52	108	260
Passenger Restraint	2	0	0	1	3
Drivers License	8	15	3	4	30
Equipment	26	32	25	15	98
Registration	131	149	88	34	402
Financial Responsibility	18	21	10	10	59
Parking	38	31	34	20	123
	296	344	236	202	1078

There were 1078 traffic enforcement actions taken in the Fourth Quarter. These actions were divided as follows:





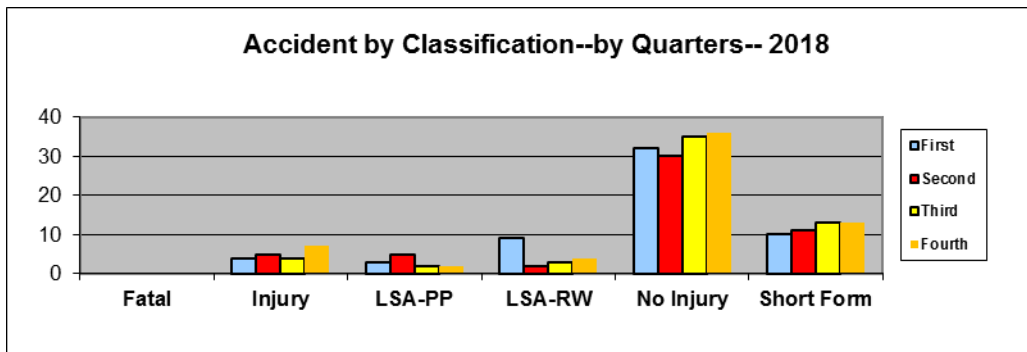
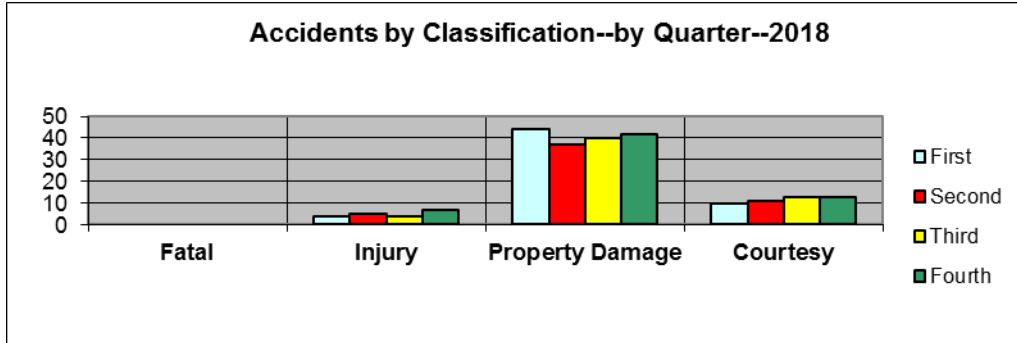


## Enforcement locations Fourth Quarter 2018

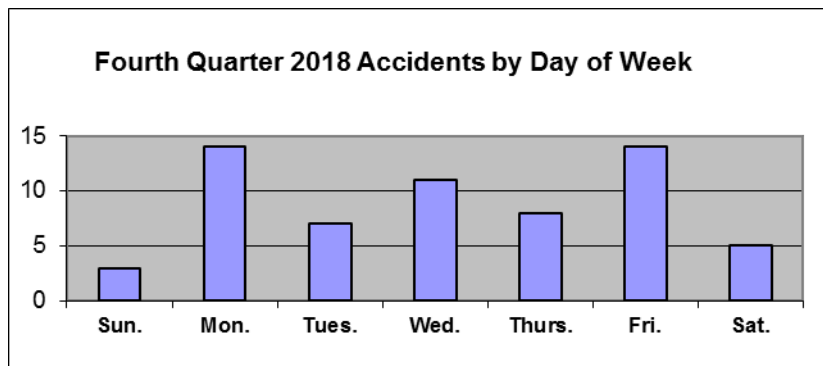
<b>Watson</b>	<b>477</b>	Grant Farm Trail	2
<b>Sappington</b>	<b>276</b>	Greenview	5
<b>Old Sappington</b>	<b>25</b>	Grovena	3
<b>I-44</b>	<b>9</b>	Harwich	1
<b>Big Bend</b>	<b>6</b>	Heather	4
<b>Pardee Rd</b>	<b>35</b>	High Hill	1
<b>Pardee Ln.</b>	<b>13</b>	Holmes	2
<b>Grant Rd</b>	<b>15</b>	Honeywood	1
<b>East Watson</b>	<b>3</b>	Hutchins	1
<b>Garber</b>	<b>17</b>	Larsen	2
<b>Liggett</b>	<b>10</b>	Lodge Pole	1
		Manda	5
Acorn	1	Meadowfern	1
Arban	1	Medallion	1
Banbury	1	Missy	3
Barberton	1	Montego	2
Briarton	3	Oak Ridge	3
Buxton	2	Oakwyck	2
Camelot	2	Paddock	1
Chasebury	1	Pardee Forest	1
Chatwood	2	Pardee Spur	1
Clover	1	Park Crestwood	8
Coffey Dr.	2	Pinellas	3
Conser	3	Queenston	1
Crest Oak	14	Rayburn	16
Crestmoor	1	Reco	3
Crestwood Executive	1	Ridgewood	4
Crompton	1	Robyn	1
Curwood	1	Rock Hill	2
Del Vista	3	Samoa	1
Detjen	4	Sanders	2
Diversey	5	Signature	1
Eddie & Park	2	Sky Crest	1
Elmont	5	Sturdy	3
Etherton	1	Sunray	6
Ewers	1	Tahiti	1
Fernleaf	1	Twin Vista	1
Fournier	1	Twincrest	6
Gallop	1	Vauk	1
General Grant	3	Villa Crest	3
Gillespie	2	Watson Industrial	3
Glenfield	1	Winterberry	1
Glenwood	5	Woodbine	2
		Yolanda	1

**Traffic Accidents:**

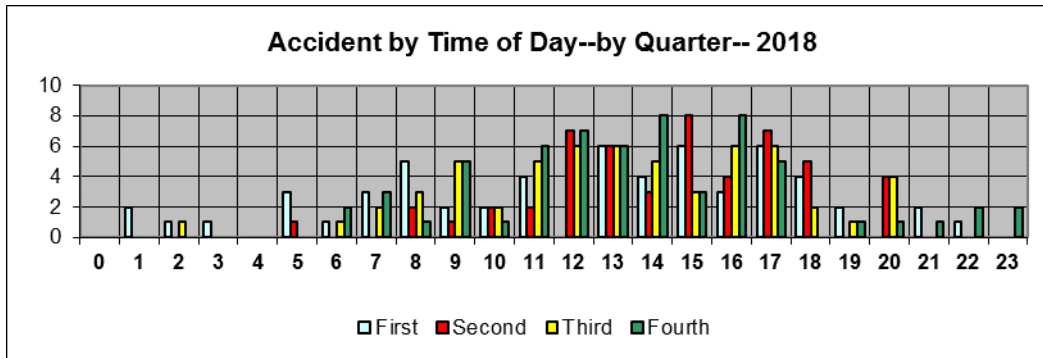
In the Fourth Quarter, there were 62 traffic accidents. These accidents were of the following classifications:



Accidents occurred on the following days of the week:



Accidents occurred during the following hours of the day:



Accidents occurred on the following streets in the Fourth Quarter:

Accident Locations	
<b>Fourth Quarter 2018</b>	
Watson	37
I-44	2
I-44 Ramp	1
Big Bend	1
Pardee Rd.	3
Pardee Ln.	3
Grant Rd.	1
Garber	1
Amberley	1
Attucks	1
Crest Oak	1
Crompton	1
Diversey	1
Greenview	1
Oakridge	1
Paddock	1
Rayburn	1
Sanders	1
Tea Rose	1
Townhill	2
Yorkshire Estates	1

Accidents occurred at the following intersections:

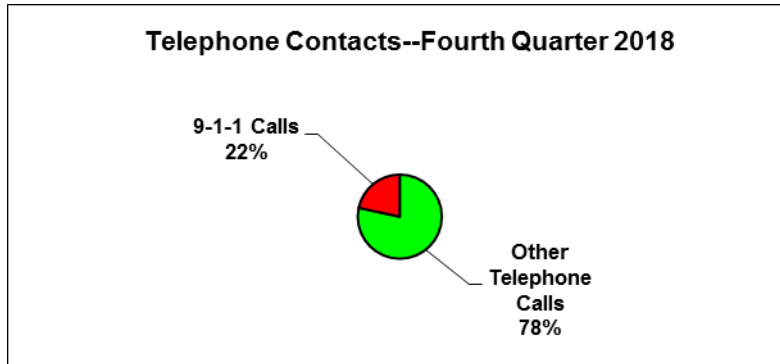
<b>Accident Intersections</b>	
<b>Fourth Quarter 2018</b>	
Watson & Rock Hill	1
Watson & Grant	2
Watson & Pardee Lane	3
Watson & Watson Industrial	1
Watson & Park Crestwood	1
Watson & Center Plaza Exit	4
Watson & Old Sappington	1
Watson & Sappington	8
Watson & Glenwood	3
Watson & Watson Ridge	1
Watson & Sturdy	2
Watson & Starling	1
Sappington & Big Bend	1
Sappington & Old Sappington	1
Sappington & Banyon Tree	1
I-44 Ramp	3
Woodbine & Liggett	1
Tahiti & Samoa	1
Sunray & General Grant	1
Rusdon / Anaconda	1

Accident Causes:

<b>Accident Causes:</b>	<b>Fourth Quarter 2018</b>
Unknown	7
Too Fast for Conditions	6
Failed to Yield	6
Improper Backing	4
Following Too Closely	4
Other Distractions / Inattention	4
Vehicle Defect	3
Improper Turn	3
Improper Lane Usage / Change	3
Violation Signal / Sign	1
External Distraction	1
Stereo / Audio / Video Equipment	1
Other	1

**Communications:**

In the Fourth Quarter, Communications handled 4,595 telephone contacts and 1267 9-1-1 calls. This is a daily average of 50 telephone calls and fourteen 9-1-1 calls.



**Dispatch-En Route-On Scene Times:**

**Fourth  
2018**

Count:	Dispatch:	En-Route:	On-Scene:
1070	0:01:48	0:02:53	0:37:25

### Where We Responded In the Fourth Quarter 2018:

On the next page is an addition to the Internal Report and is a list of the streets that calls were responded to in the Fourth Quarter 2018. The same major street grid that is used for accidents and enforcement locations is used and then the remainder of the streets are in alphabetical order.

Call Locations		Fourth Quarter 2018	
<b>Watson</b>	<b>245</b>	Clover	3
<b>CWP</b>	<b>0</b>	Cloverlea	2
		Clydesdale	2
<b>Sappington</b>	<b>42</b>	Colonel Dent	1
<b>Old Sappington</b>	<b>6</b>	Conover	2
<b>I-44</b>	<b>16</b>	Conser	4
<b>Big Bend</b>	<b>70</b>	Cordoba	5
<b>Pardee Rd</b>	<b>12</b>	Cornish	1
<b>Pardee Ln.</b>	<b>1</b>	Craigwood	3
<b>Grant Rd</b>	<b>26</b>	Crest Oak	11
<b>East Watson</b>	<b>9</b>	Crestwood Dr.	3
<b>Garber</b>	<b>3</b>	Crompton	2
<b>Liggett</b>	<b>6</b>	Dallwood	4
		Del Vista	1
Acorn	3	Desmond	6
Amberley	3	Detjen	64
Anchorage	3	Diane	1
Apex	3	Diversey	7
Arban	10	Doercrest	1
Aspen	3	Drew Terr.	3
Attucks	4	Dublin	2
Bali	1	Eddie & Park	8
Banbury	2	Elmont	1
Banyon Tree	2	Elvado	1
Barberton	2	Etherton	2
Bardmont	1	Ewers	4
Beth	1	Fern Glen	1
Blackthorn	5	Fernleaf	1
Briarton	1	Fieldcrest	1
Brookview	2	Firebush	3
Bull Run	4	Flamingo	6
Burntoak	1	Fox Creek Ct.	5
Buxton	6	Fox Creek Dr.	2
Camelot	1	Fox Park	3
Camera	2	Ft. Donelson	1
Capri	1	Gallop	2
Captain Conn	1	Garden Rock	1
Carrimae	1	General Grant Ct.	1
Cassia	3	General Grant Ln.	3
Chasebury	2	Gillespie	2
Chatwood	7	Glen Rose	4

Cherry Brook	4	Glencrest	2
Glenwood	8	Glenfield	3
Grant Farm Trail	2	Oakridge	4
Grant Haven	2	Oakwyck	2
Grant Park	1	Paddock	1
Grant's Log Cabin Ln.	3	Pardee Spur	4
Grantway	1	Park Crestwood	29
Grantwood Oaks	1	Parkshire	1
Greencrest	1	Pennant	2
Greenview	4	Pinellas	5
Grovena	2	Pinewood	1
Harwich	7	Queenston	2
Hawkins	1	Rayburn	5
Heather	10	Raycrest	3
Hemingway	1	Reco	3
High Hill	2	Red Oak	6
Holmes	2	Richter	3
Hutchins	1	Ridgewood	4
Joann	2	Robert Deves	1
Joshua	1	Robyn	1
Kathy	2	Rock Hill	1
Lantana	2	Roger Lee	4
Larchwood	1	Rosaire	2
Larsen	4	Royal Arms	7
Lavant	3	Rusdon	3
Lawndale	2	Samoa	7
Leawood	3	Sanders	4
Lindenhurst	3	Sappington Greens	1
Lodge	3	Sappington Villa	1
Lodge Pole	11	Sheryl Ann	2
Lou	2	Sky Crest	4
Lowill	3	Spellman	1
Lurline	2	Spitz	1
Maebern	2	Starling	2
Manda	3	Sturdy	1
Maple Grove	4	Sunray	9
Mary Glen	12	Tahiti	4
Meadowfern	5	Tea Rose	3
Medallion	2	Teaberry	1
Missy	4	Tower	1
Montego	2	Townhill	2
Mountain Ash	1	Trelane	5
Norcross	1	Trillium	2
Oak Creek	2	Twin Vista	2
		Twincrest	3



Ulysses	2	Westhaven	1
Villa Crest	3	Whitecliff	17
Volz	2	Wildwood	2
Watson Industrial	10	Woodbine	7
Watson Plaza	9	Woodhue	1
Watson Ridge	1	Yolanda	1
Watson Woods	2	Yorkshire Estates	3
Westglen	5		

01-12-2018