

Crestwood Police Department

Second Quarter 2023 Public Report



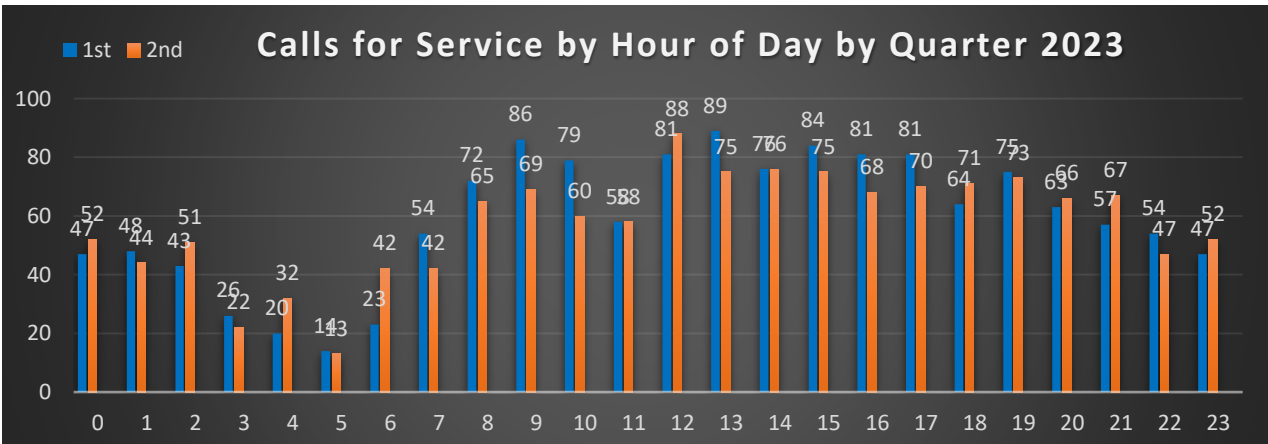
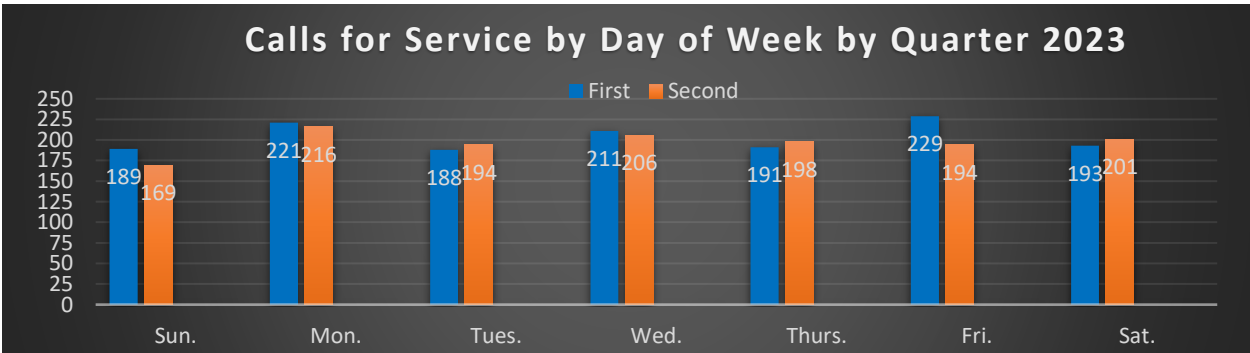
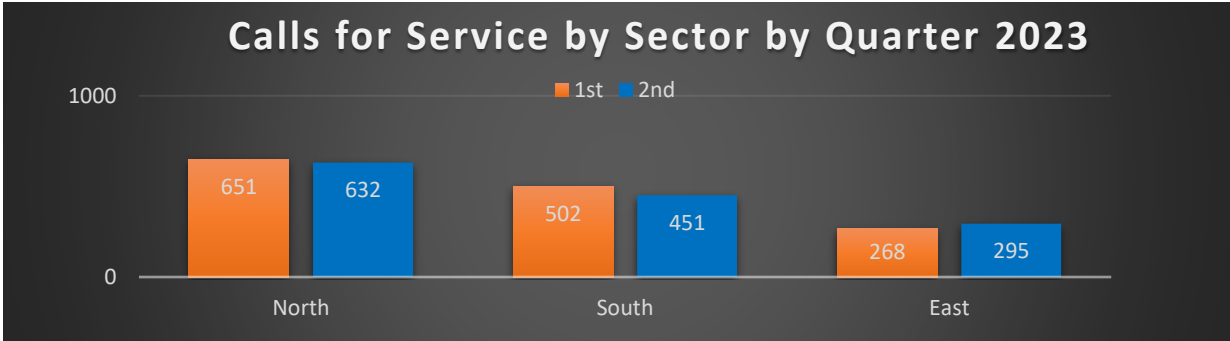
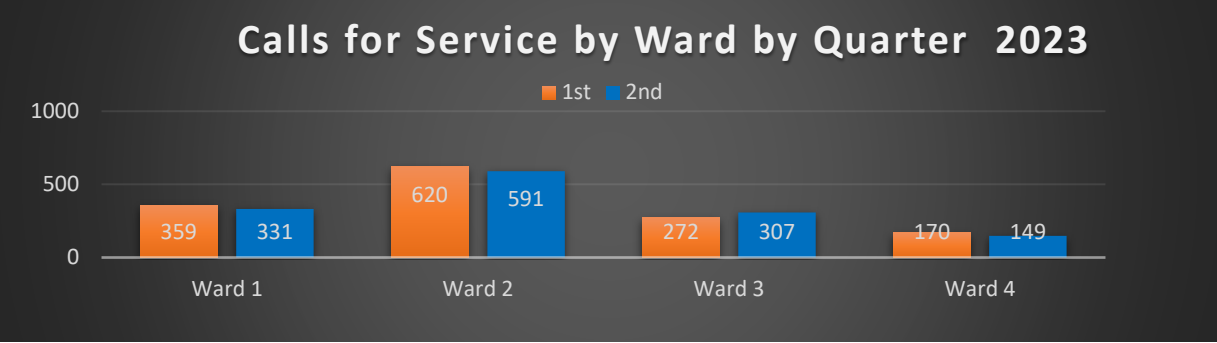
Calls for Service:

Current Quarter

Part I Offenses	Ward 1	Ward 2	Ward 3	Ward 4	Total
Murder	0	0	0	0	0
Rape - Sexual Assault	0	0	0	0	0
Robbery	0	0	1	0	1
Aggravated Assault	0	0	0	0	0
Burglary	0	0	0	0	0
Stealing	10	11	5	2	28
Property Damage	3	7	4	1	15
Motor Vehicle Theft	1	0	1	0	2
Arson	0	0	0	0	0
Total Part I	14	18	11	3	46

Part II Offenses	Ward 1	Ward 2	Ward 3	Ward 4	Total
Other Assaults	2	1	2	0	5
Frauds	2	7	2	2	13
Drug Offenses	0	1	0	0	1
Sex Offenses	0	0	0	0	0
Offenses Against Public Peace	0	0	0	0	0
Driving While Intoxicated	1	0	0	0	1
Traffic Accidents	10	23	5	5	43
Animal Related Calls	7	11	4	6	28
People Related	71	117	82	43	313
Juvenile Offenses	5	13	15	1	34
Non-Classified Suspicious Activity	71	100	60	18	249
Family Offenses	0	0	0	0	0
Miscellaneous Police Calls	148	300	126	71	645
Weapons Offenses	0	0	0	0	0
Total Part II	317	573	296	146	1332

Total Calls For Service	331	591	307	149	1378
--------------------------------	------------	------------	------------	------------	-------------



Calls for Service 5 Year Comparison:

Part I Offenses	2019	2020	2021	2022	2023	22-23 Change
Murder	0	0	0	0	0	0%
Rape - Sexual Assault	0	0	0	0	0	0%
Robbery	0	3	1	0	1	100%
Aggravated Assault	0	0	0	0	0	0%
Burglary	2	1	3	2	0	-200%
Stealing	46	25	51	36	28	-22%
Property Damage	12	10	10	17	15	-12%
Motor Vehicle Theft	3	5	8	6	2	-400%
Arson	0	0	0	0	0	0%
Total	63	44	73	61	46	-33%

Part II Offenses	2019	2020	2021	2022	2023	22-23 Change
Other Assaults	5	3	7	2	5	150%
Frauds	11	10	12	12	13	8%
Drug Offenses	4	1	14	0	1	100%
Sex Offenses	1	2	0	0	0	0%
Offenses Against Public Peace	7	0	0	0	0	0%
Driving While Intoxicated	2	0	5	7	1	-600%
Traffic Accidents	48	35	48	48	43	-10%
Animal Related Calls	27	27	19	35	28	-20%
People Related	244	280	272	344	313	-9%
Juvenile Offenses	3	9	10	17	34	100%
Non-Classified Suspicious Activity	120	127	102	188	249	32%
Family Offenses	2	2	4	1	0	-100%
Miscellaneous Police Calls	678	496	570	661	645	-2%
Weapons Offenses	0	0	2	0	0	0%
Total	1152	992	1065	1315	1332	1%

Total	1215	1036	1138	1376	1378	0%
--------------	-------------	-------------	-------------	-------------	-------------	-----------

NIBRS Second Quarter:

Crestwood Police Department submits all crimes reported to the FBI's National Incident-Based Reporting System or NIBRS. This has become the standard for law enforcement crime data reporting in the United States. NIBRS captures details on each single crime incident—as well as on separate offenses within the same incident—including information on victims, known offenders, relationships between victims and offenders, arrestees, and property involved in crimes. The broad scope of the information collected in NIBRS provides greater specificity in reporting offenses, collects detailed information, helps give context to specific

crime problems and provides greater analytic flexibility. Below is the NIBRS data for the Crestwood Police Department from the Second Quarter of 2023.

Group A Offenses	Offenses*		Arrests**	
	Reported	Cleared	Adult	Juvenile
Total Crimes Against Persons	10	3	0	0
Crimes Against Property	57	6	5	0
Crimes Against Society	1	1	0	0
Total Group A Offenses	68	10	5	0

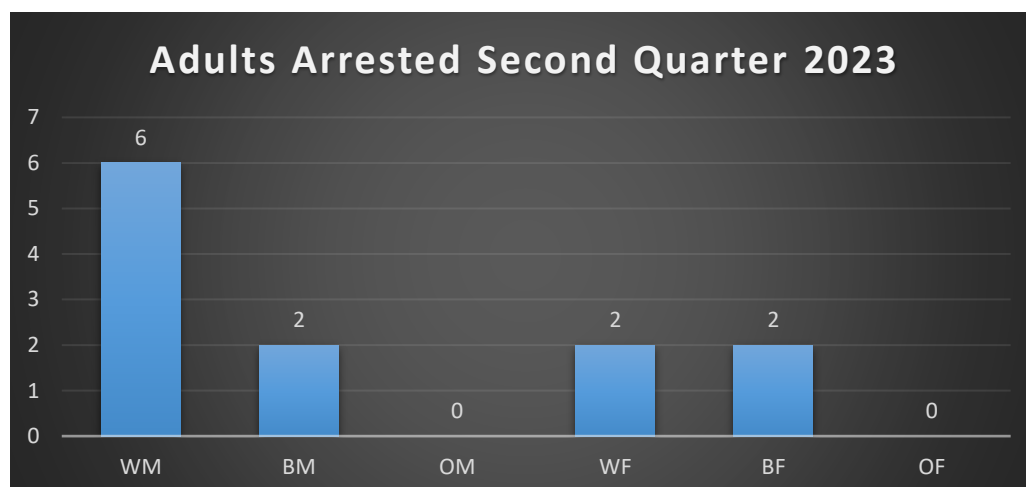
Group B Arrests	Adult	Juvenile
Total Group B Arrests	1	2

*OFFENSES ARE COUNTED USING THE FBI UNITS OF COUNT FOR CRIME
**THE ARRESTS COLUMN SHOWS ARRESTS MADE FOR INCIDENTS DURING THE SELECTED PERIOD, REGARDLESS OF ARREST DATE.
ARREST COUNTS FOR THE SAME PERIOD MAY CHANGE OVER TIME

For more information on NIBRS you can visit their website: <https://www.fbi.gov/how-we-can-help-you/more-fbi-services-and-information/ucr/nibrs>

Arrest Information:

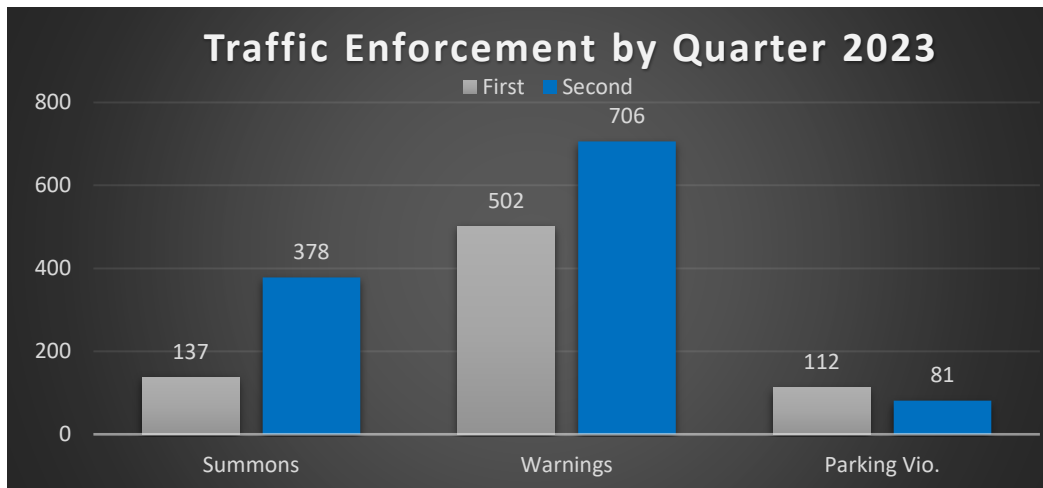
There were 12 persons taken into custody during the Second Quarter of 2023. The gender and ethnicity of those persons are as follows:



Traffic Enforcement:

There were 1165 traffic enforcement actions taken for the Second Quarter of 2023. Those are broken down into 8 categories and displayed by Ward.

Second Quarter	2023				
Category	Ward 1	Ward 2	Ward 3	Ward 4	Total
Signs, Signals	29	25	1	7	62
Hazardous Moving	11	15	4	1	31
Speeding	9	99	47	259	414
Equipment	30	25	19	12	86
Registration, Licensing	88	153	99	58	398
Financial Responsibility	18	21	20	12	71
Parking	21	15	34	15	85
Other Enforcement	7	0	11	0	18
	213	353	235	364	1165



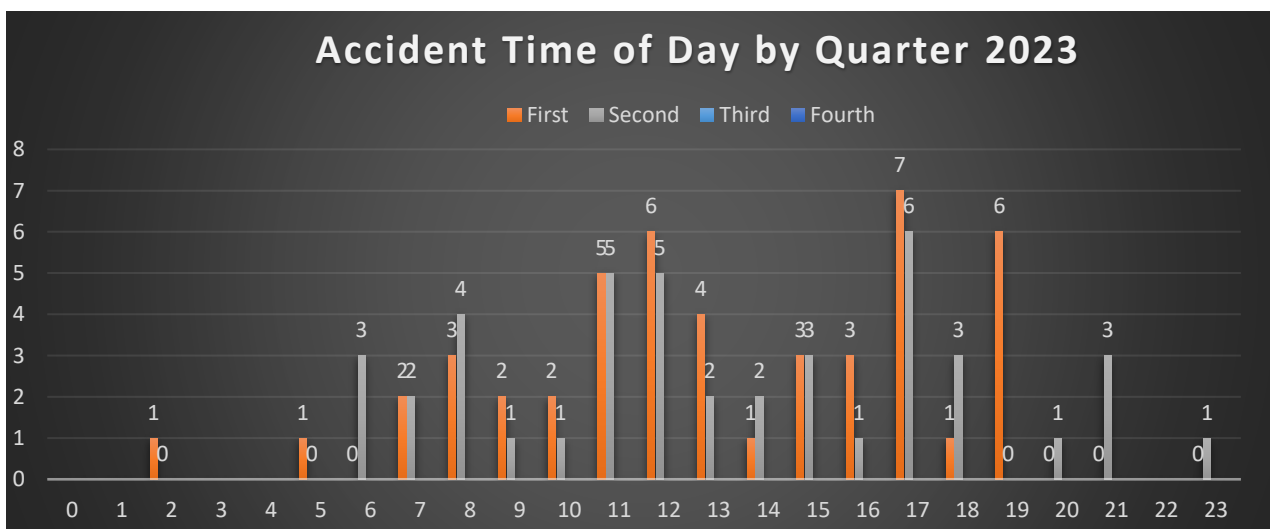
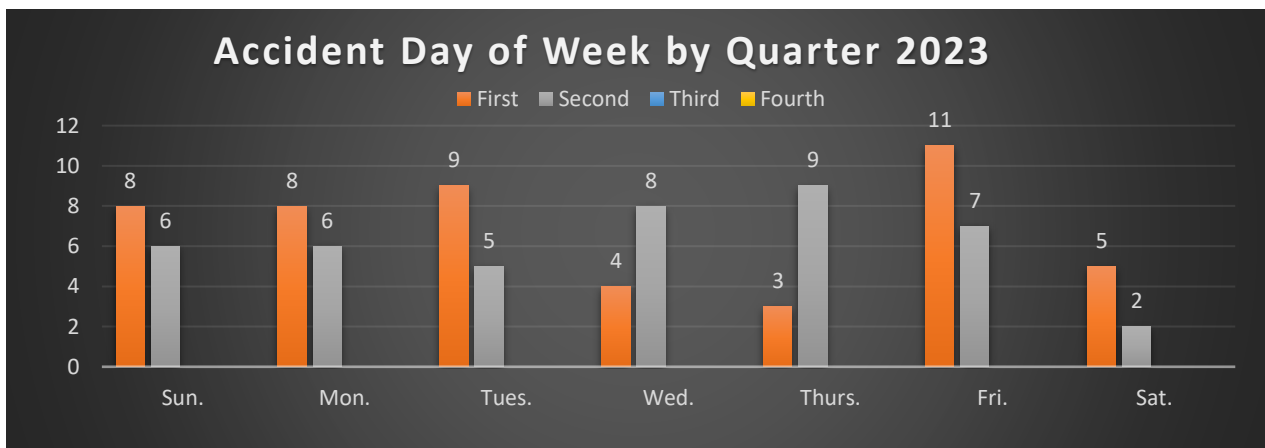
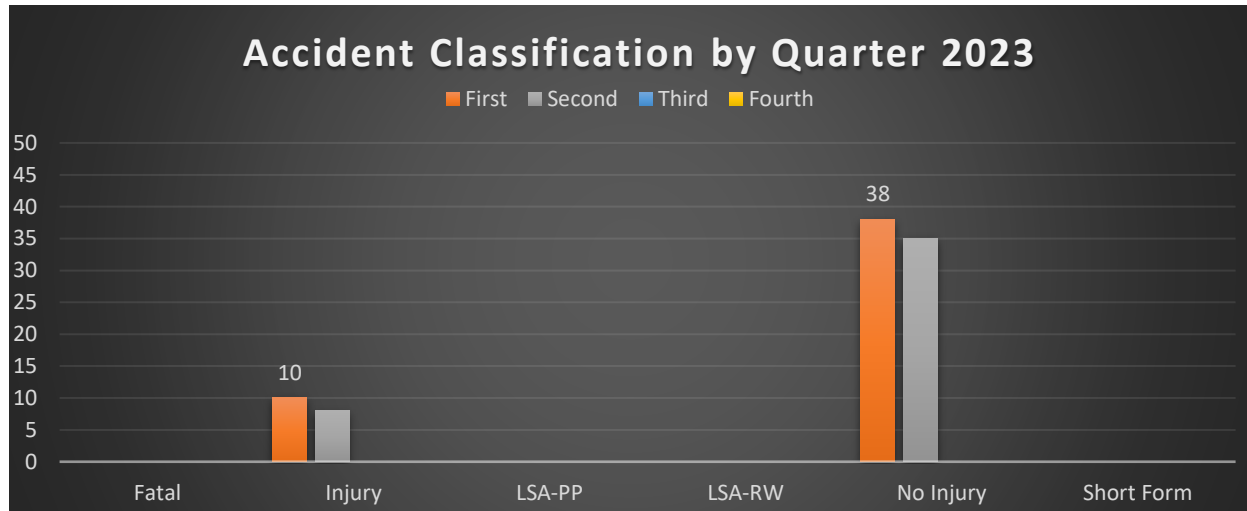
Response Times:

The average dispatch, en-route, and on-scene times for the Second Quarter of 2023 are as follows.

Count:	Dispatch:	En-Route:	On-Scene:
1378	00:01:21	00:01:43	00:13:51

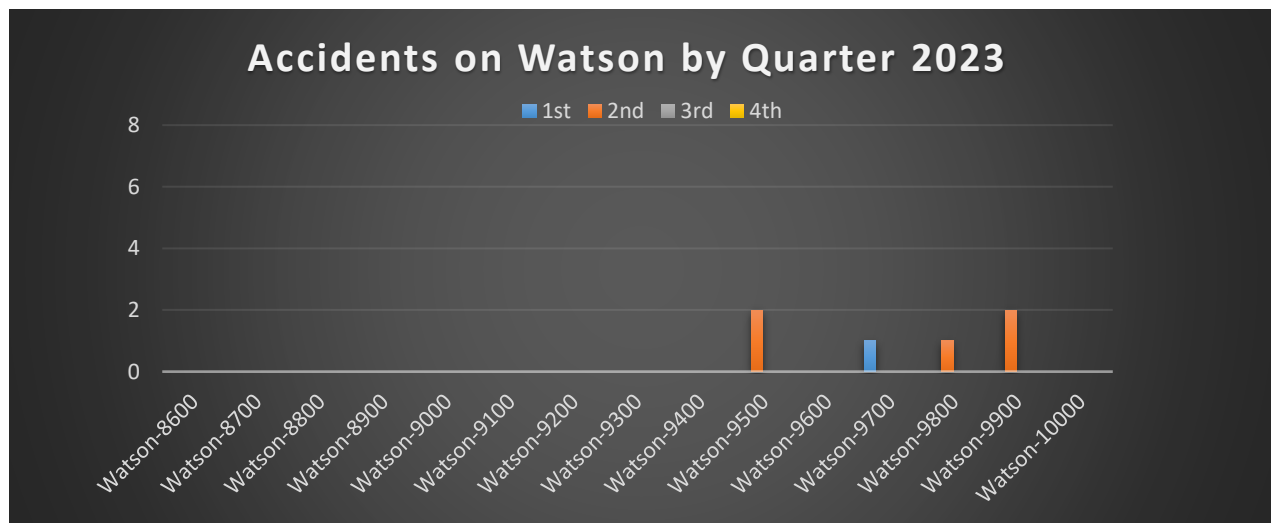
Traffic Accidents:

In the Second Quarter of 2023 there were 43 Traffic Accidents. These accidents were of the following classifications.



Accident Locations	Second Quarter 2023
Watson	24
Sappington	1
I-44	4
Big Bend	6
Pardee Rd.	1
Grant Rd.	1
East Watson	1
Garber	1
Belmar	1
Briarton	1
Del Vista	1
Rayburn	1

Accident Causes Second Quarter	2023
None	1
Vehicle Defect	1
Speed--Exceeded Limit	1
Violation Signal / Sign	1
Failed to Yield	6
Vision Obstructed	2
Driver Fatigue / Asleep	1
Improper Backing	6
Improper Turn	1
Following Too Closely	12
Physical Impairment	1
Improper Lane Usage / Change	3
Distracted / Inattentive	1
Unknown	5
Other	1

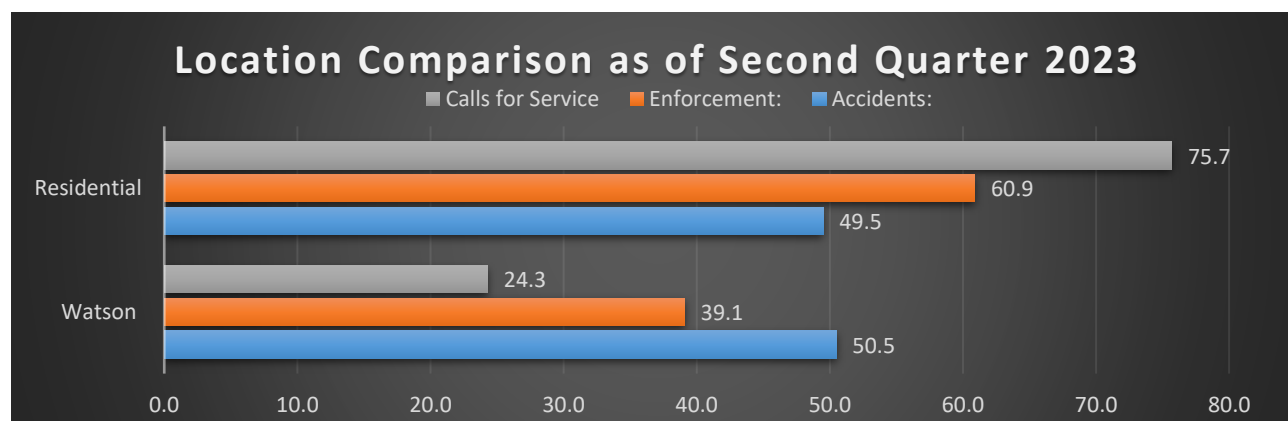
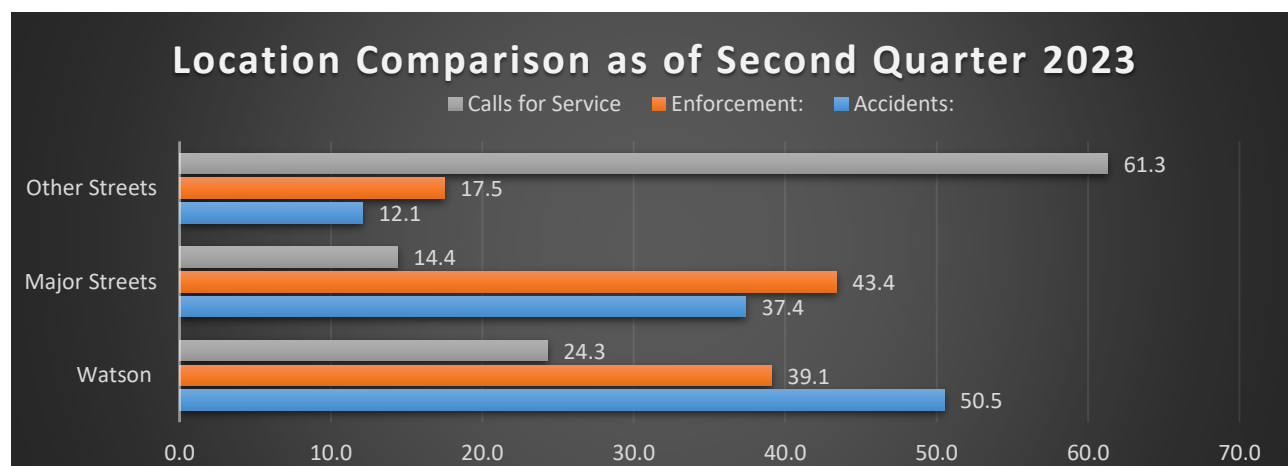


Accident Intersections	Second Quarter 2023
Watson & Rock Hill	1
Watson & Grant	1
Watson & Pardee Lane	2
Watson & Crestwood Plaza	1
Watson & Old Sappington	4
Watson & Sappington	3
Watson & Glenwood	1
Watson & Sturdy	5
Watson & Starling	1
Watson & Crestview	2
Sappington & Rayburn	1
I-44 & Big Bend	4
Rayburn Ave & Spellman Ave	1
Garber Rd & Deves Dr	1
Briarton Dr & Diversey Dr	1
Del Vista Dr & Twin Vista Dr	1

Second Quarter 2023 Traffic Accidents



Location Comparison:



Bureau Statistics:

As of the end of Second Quarter 2023, a total of 29 cases are still marked *Active*. Not counting those that are still *Active*, the clearance rate for the bureau at the end of June was 65.2%, which is slightly up from 65.1% in May. The below charts reflect the work of the Detective Bureau YTD.

	Active Cases	Arrests	Total Cases Assigned YTD	Clearance %
Total	29	4	83	65.20%

	Inactive	Inactive %	Cleared with Arrest	Cleared with Arrest %
Total	24	34.80%	4	5.80%

	Exceptionally Cleared	Exceptionally Cleared %	Other	Other %
Total	39	56.50%	2	2.90%

In the nation, in 2019, 45.5 % of violent crimes and 17.2 % of property crimes were cleared by arrest or exceptional means according to the Criminal Justice Information Services Division.

Second Quarter 2023 Notes from the Bureau:

During the Second Quarter of 2023, detectives investigated numerous cases where persons from other states came to Missouri, committed criminal acts and returned to their home state.

On April 3, 2023 officers responded to the theft of a wallet from Planet Fitness. Detectives were ultimately able to identify the suspect who was found to be living in Florida. Warrants were issued by the St. Louis County Prosecuting Attorney's Office for Felony Theft and Fraudulent Use of a Credit Device.

On April 24, 2023 a female stole \$168.00 in food from Schnucks and fled the area. Detectives were able to identify the female who lives in East St. Louis. Charges have been sought with the City of Crestwood Municipal Prosecutor.

In another case on May 25, 2023 officers were called to Dierbergs for a reported theft of a wallet from the shopping cart of an elderly female. Investigation has identified suspects from Chicago and pending records requested through a court order, charges will be sought with the St. Louis County Prosecuting Attorney's Office.

Internal thefts are also becoming more of an issue.

One case, reported, at Crestwood Bowl where an employee had stolen payroll checks and cashed them. After obtaining subpoenas, detectives were able to identify the suspect who was later arrested, and charges have been sought with the St. Louis County Prosecuting Attorney's Office.

Another internal theft was reported at Taco Bell where the suspect, an employee, used a customer's credit card to make numerous purchases. The suspect has been identified and charges sought with the St. Louis County Prosecuting Attorney's Office.

Detectives have also been more active in working with federal authorities seeking charges.

On April 24, 2023 an elderly victim reported an unknown person took out a fraudulent disaster assistance loan in their name. Detectives have been in contact with the FBI who has taken over the investigation.

Other current cases are also being assumed by federal authorities and the US Marshalls are working to assist in arresting a violent felon currently under investigation.

The robbery at Circle K reported on June 28, 2023 is still being investigated and detectives are waiting for subpoenas to be returned to conduct further. A person of interest has been identified and the investigation is ongoing.

Getting to Know Your Crestwood Police Officers:

Crestwood's Newest Officer P.O Lauren Zweifel (pictured center below)



- 1. What inspired you to pursue a career in Law Enforcement?**
 - “I have always wanted to help people”
- 2. How many years have you worked in Law Enforcement?**
 - “I just graduated from Police Academy in June 2023”
- 3. What is your favorite or the most rewarding part of being a Police Officer?**
 - “Developing meaningful relationships within the community”
- 4. How would the people closest to you describe you?**
 - “Caring, loyal, kind, and hardworking”
- 5. What did you do before becoming a Police Officer? What other jobs have you performed?**
 - “I was a social worker, working primarily with children and adolescents with behavioral and mental health diagnoses”
- 6. What is your favorite thing to do when you aren't working? Do you have any hobbies?**
 - “I enjoy being outdoors and spending time with family and friends”
- 7. What is something you would like the community to know when interacting with the Crestwood Police?**
 - “Please understand our need for space on the road and in the community as our job requires certain space to perform safely and protect those around us” – P.O Zweifel

Ward Map:

