

Crestwood Police Department

First Quarter 2023 Public Report



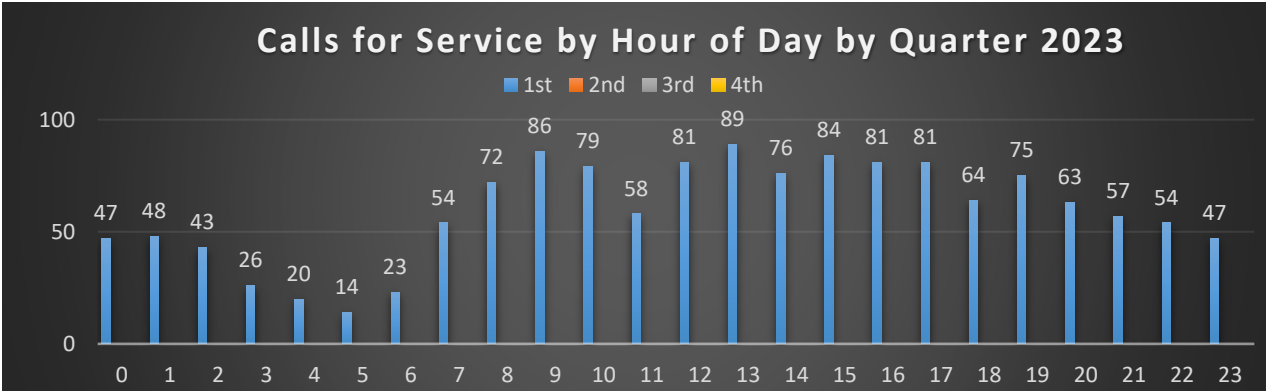
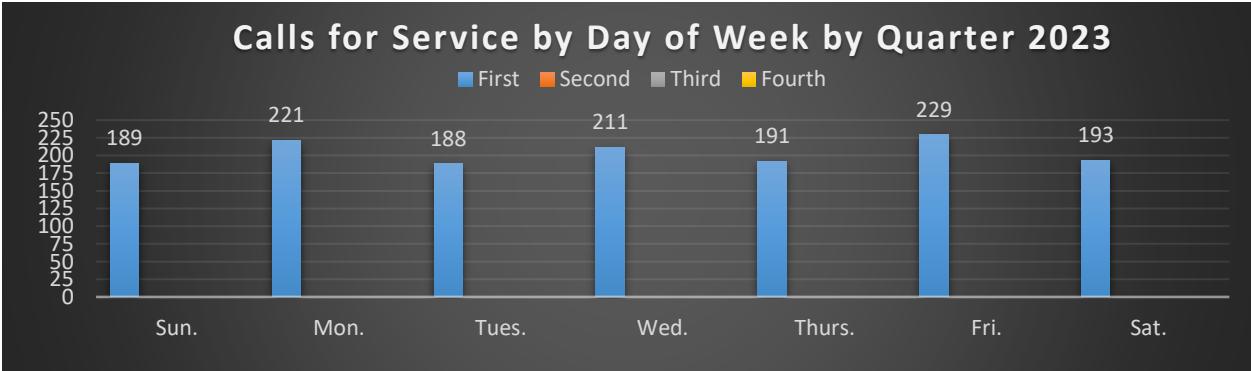
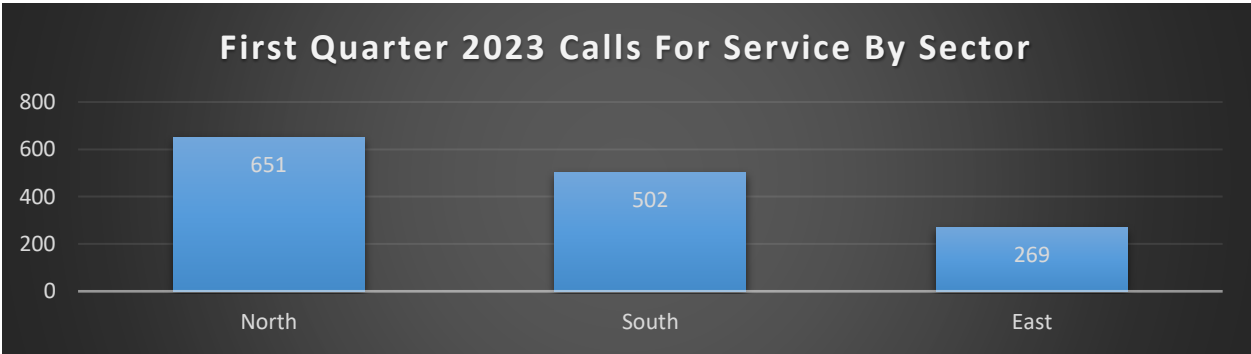
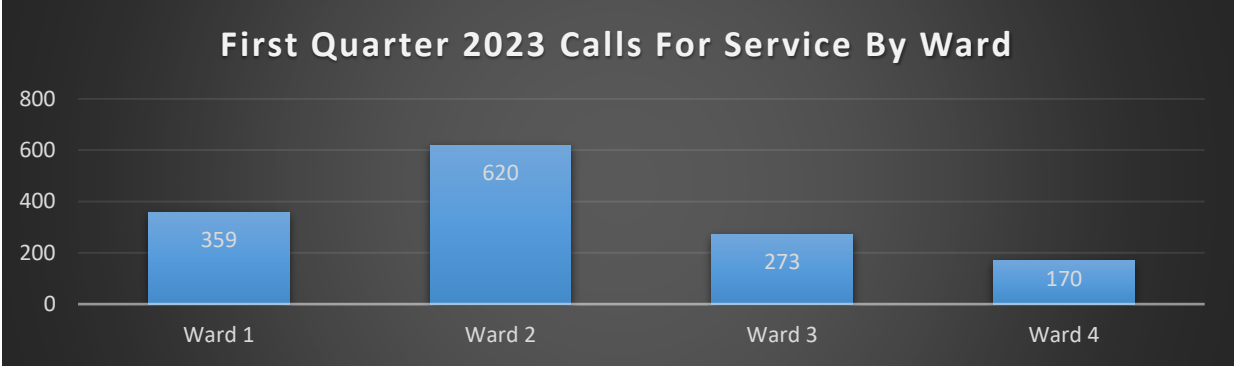
Calls for Service:

Current Quarter

Part I Offenses	Ward 1	Ward 2	Ward 3	Ward 4	Total
Murder	0	0	0	0	0
Rape - Sexual Assault	0	0	0	0	0
Robbery	0	0	0	0	0
Aggravated Assault	0	0	0	0	0
Burglary	1	1	1	1	4
Stealing	15	12	7	1	35
Property Damage	0	7	7	0	14
Motor Vehicle Theft	2	3	4	0	9
Arson	0	0	0	0	0
Total Part I	18	23	19	2	62

Part II Offenses	Ward 1	Ward 2	Ward 3	Ward 4	Total
Other Assaults	1	0	0	0	1
Frauds	2	8	2	2	14
Drug Offenses	0	1	0	0	1
Sex Offenses	1	0	0	0	1
Offenses Against Public Peace	0	0	0	0	0
Driving While Intoxicated	0	0	0	1	1
Traffic Accidents	8	34	3	3	48
Animal Related Calls	5	7	4	1	17
People Related	80	100	85	46	311
Juvenile Offenses	0	6	5	2	13
Non-Classified Suspicious Activity	79	100	54	27	260
Family Offenses	2	1	0	1	4
Miscellaneous Police Calls	163	340	101	85	689
Weapons Offenses	0	0	0	0	0
Total Part II	341	597	254	168	1360

Total Calls For Service	359	620	273	170	1422
--------------------------------	------------	------------	------------	------------	-------------



Calls for Service 5 Year Comparison:

Part I Offenses	2019	2020	2021	2022	2023	22-23 Change
Murder	0	0	0	0	0	0%
Rape - Sexual Assault	0	0	0	0	0	0%
Robbery	0	1	0	0	0	0%
Aggravated Assault	0	0	0	1	0	-100%
Burglary	2	3	0	1	4	300%
Stealing	45	57	44	41	35	-15%
Property Damage	11	9	12	7	14	100%
Motor Vehicle Theft	1	4	3	13	9	-31%
Arson	0	0	0	0	0	0%
Total	59	74	59	63	62	-2%

Part II Offenses	2019	2020	2021	2022	2023	22-23 Change
Other Assaults	6	4	7	4	1	-75%
Frauds	13	10	16	19	14	-26%
Drug Offenses	7	3	10	1	1	0%
Sex Offenses	1	1	0	0	1	100%
Offenses Against Public Peace	2	5	0	0	0	0%
Driving While Intoxicated	0	0	1	2	1	-50%
Traffic Accidents	48	52	39	32	48	50%
Animal Related Calls	16	15	11	30	17	-43%
People Related	215	324	301	314	311	-1%
Juvenile Offenses	1	0	7	7	13	86%
Non-Classified Suspicious Activity	105	120	116	171	260	52%
Family Offenses	1	2	1	1	4	300%
Miscellaneous Police Calls	581	478	468	516	689	34%
Weapons Offenses	0	0	3	0	0	0%
Total	996	1014	980	1097	1360	24%

Total	1055	1088	1039	1160	1422	23%
--------------	-------------	-------------	-------------	-------------	-------------	------------

NIBRS First Quarter:

Crestwood Police Department submits all crimes reported to the FBI's National Incident-Based Reporting System or NIBRS. This has become the standard for law enforcement crime data reporting in the United States. NIBRS captures details on each single crime incident—as well as on separate offenses within the same incident—including information on victims, known offenders, relationships between victims and offenders, arrestees, and property involved in crimes. The broad scope of the information collected in NIBRS provides greater specificity in reporting offenses, collects detailed information, helps give context to specific

crime problems and provides greater analytic flexibility. Below is the NIBRS data for the Crestwood Police Department from the First Quarter of 2023.

Group A Offenses	Offenses*		Arrests**	
	Reported	Cleared	Adult	Juvenile
Total Crimes Against Persons	19	11	2	0
Crimes Against Property	102	4	2	0
Crimes Against Society	3	3	0	0
Total Group A Offenses	124	18	4	0

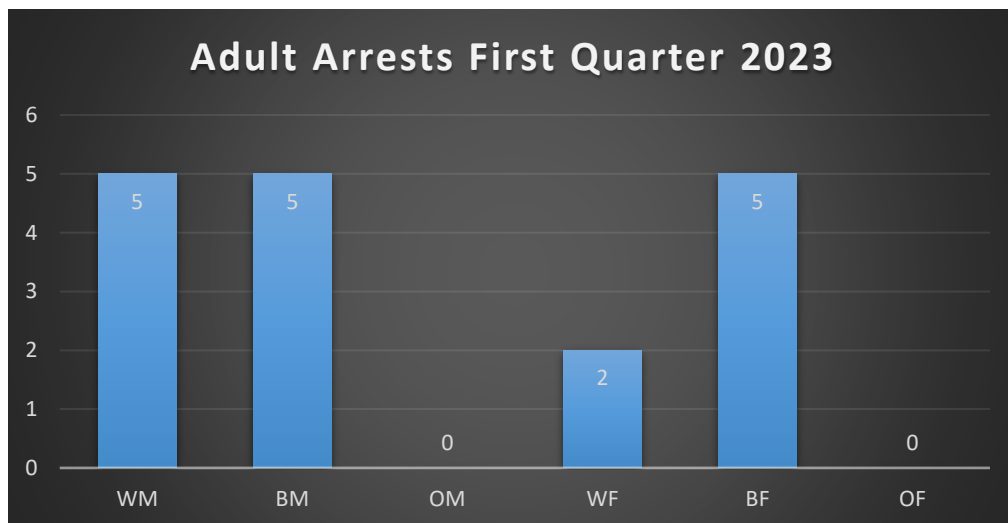
Group B Arrests		Adult	Juvenile
Total Group B Arrests		3	0

*OFFENSES ARE COUNTED USING THE FBI UNITS OF COUNT FOR CRIME
**THE ARRESTS COLUMN SHOWS ARRESTS MADE FOR INCIDENTS DURING THE SELECTED PERIOD, REGARDLESS OF ARREST DATE.
ARREST COUNTS FOR THE SAME PERIOD MAY CHANGE OVER TIME

For more information on NIBRS you can visit their website: <https://www.fbi.gov/how-we-can-help-you/more-fbi-services-and-information/ucr/nibrs>

Arrest Information:

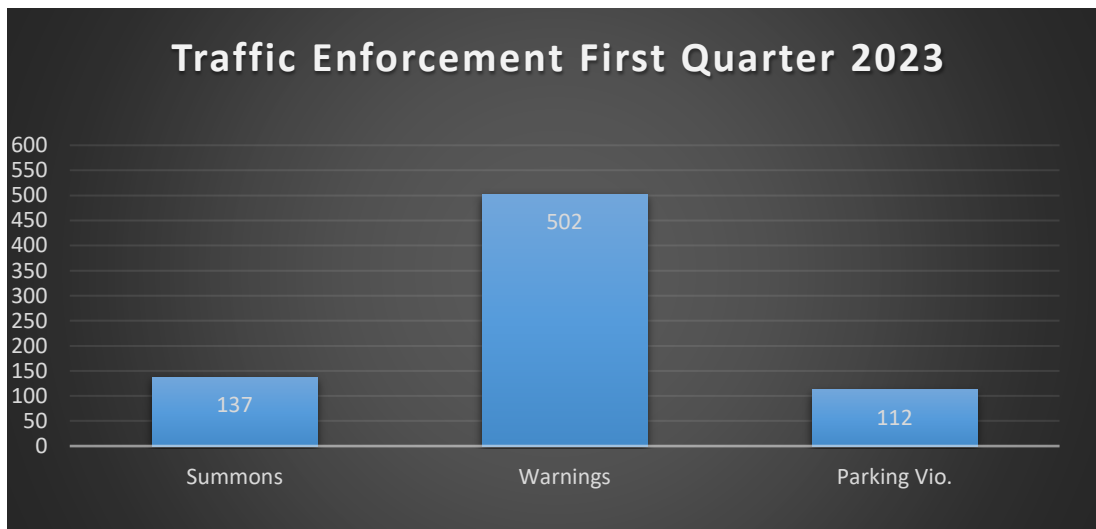
There were 17 persons taken into custody during the First Quarter of 2023. The gender and ethnicity of those persons are as follows



Traffic Enforcement:

There were 751 traffic enforcement actions taken for the First Quarter of 2023. Those are broken down into 8 categories and displayed by ward.

First Quarter 2023					
Violation Category	Ward 1	Ward 2	Ward 3	Ward 4	Total
Signs, Signals	45	11	3	6	65
Hazardous Moving	6	6	8	2	22
Speeding	24	48	26	61	159
Equipment	22	25	20	4	71
Registration, Licensing	57	100	58	50	265
Financial Responsibility	9	13	11	11	44
Parking	44	39	16	12	111
Other Enforcement	5	3	4	2	14
Total	212	245	146	148	751



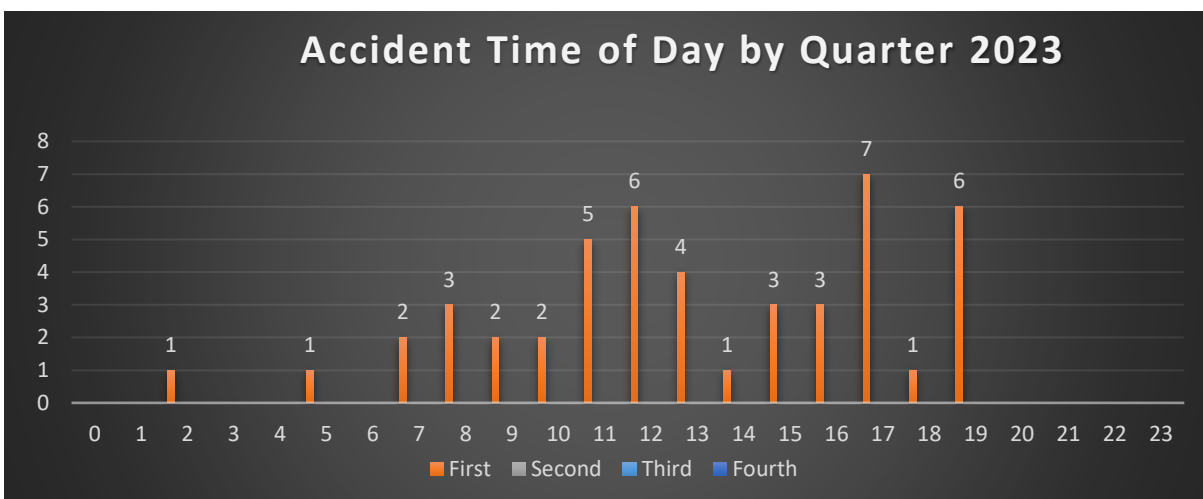
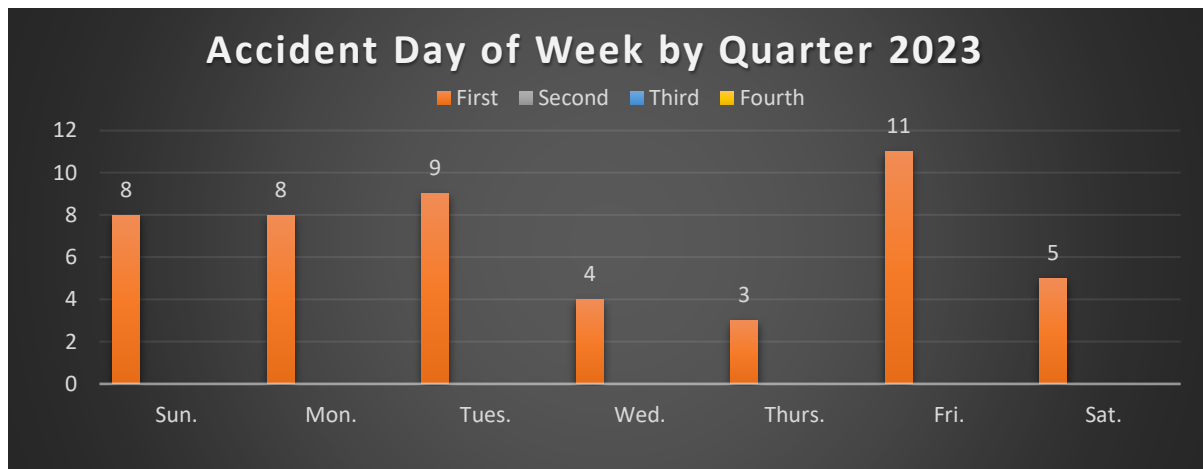
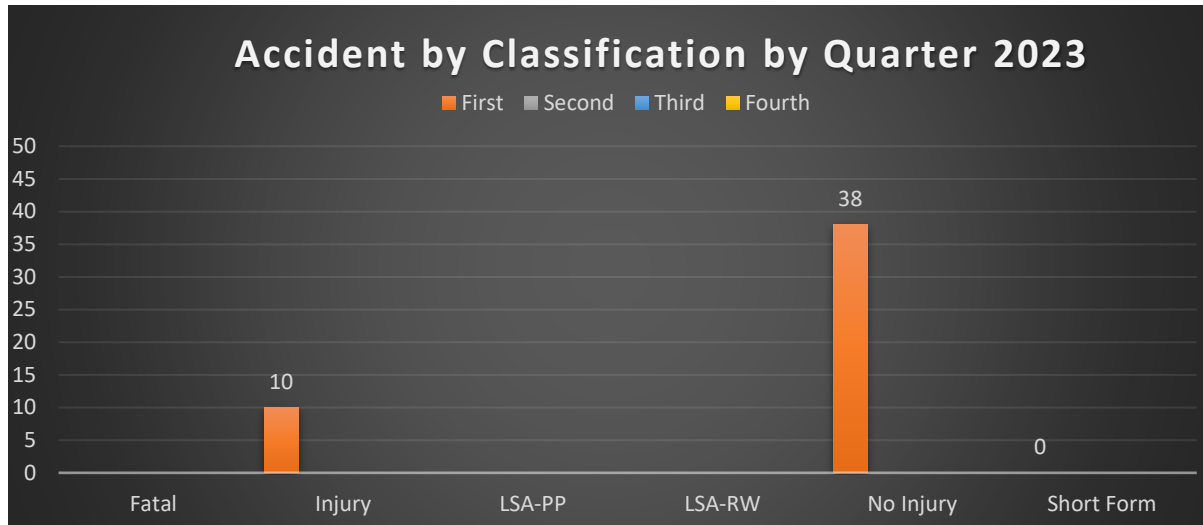
Response Times:

The average dispatch, en-route, and on-scene times for the First Quarter of 2023 are as follows.

Count:	Dispatch:	En-Route:	On-Scene:
1422	00:05:44	00:01:32	00:17:31

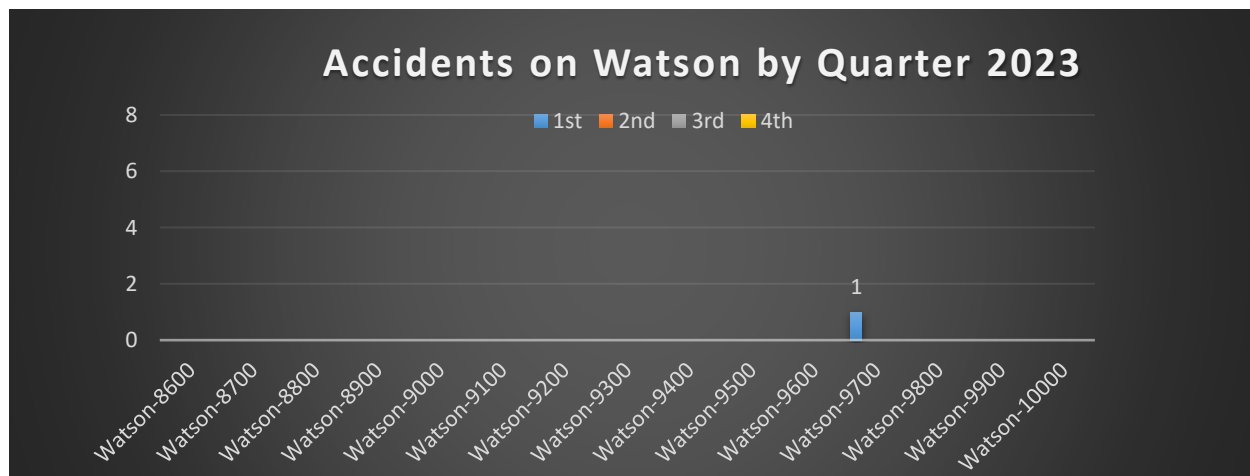
Traffic Accidents:

In the First Quarter of 2023 there were 48 Traffic Accidents. These accidents were of the following classifications.



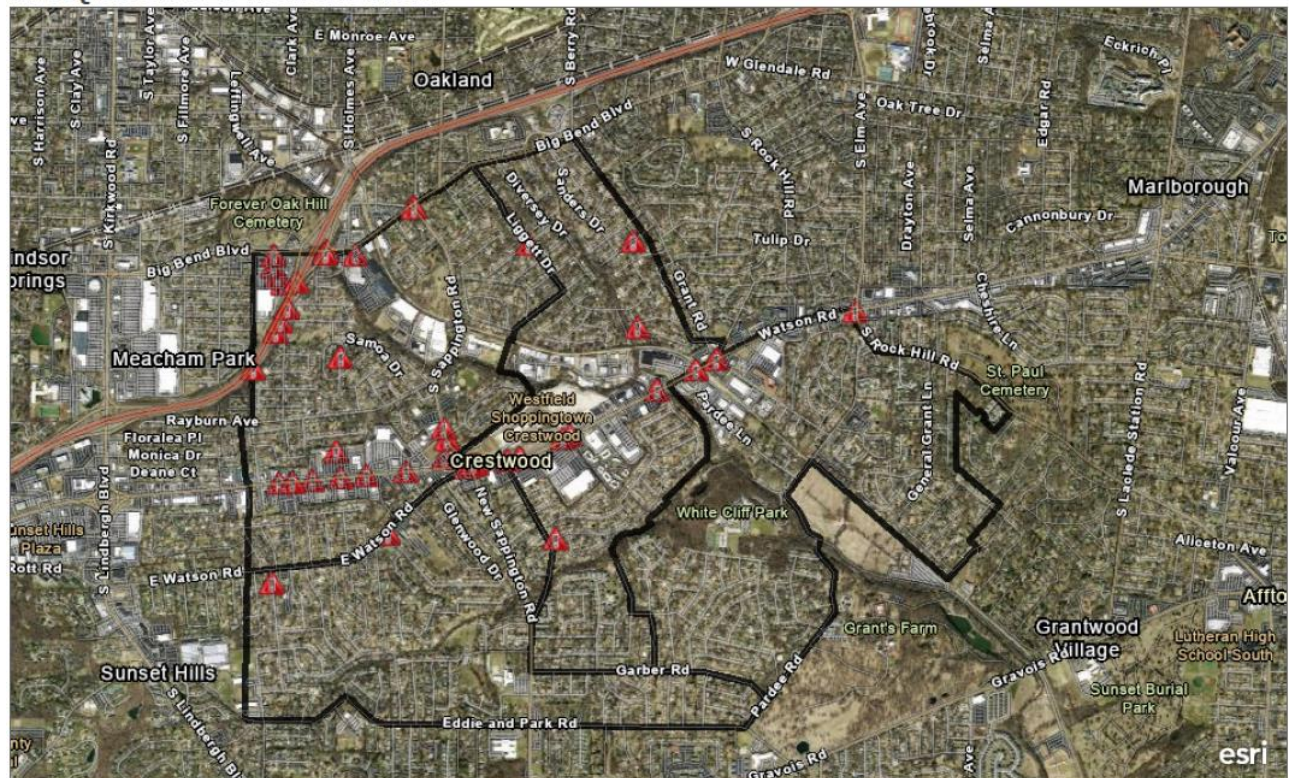
Accident Locations	First Quarter 2023
Watson	22
Sappington	5
I-44	9
Big Bend	4
Liggett	1
Camera	1
Conover	1
Lodge Pole	1
Manda	1
Red Oak	1
Ridgewood	1
Tahiti	1

Accident Causes First Quarter	2023
None	2
Too Fast for Conditions	8
Violation Signal / Sign	2
Failed to Yield	3
Alcohol	2
Vision Obstructed	1
Improper Backing	3
Improper Turn	3
Failed to Use Lights	1
Following Too Closely	8
Physical Impairment	4
Improper Lane Usage / Change	1
Object / Obstruction in Roadway	1
Distracted / Inattentive	5
Unknown	3
Other	1

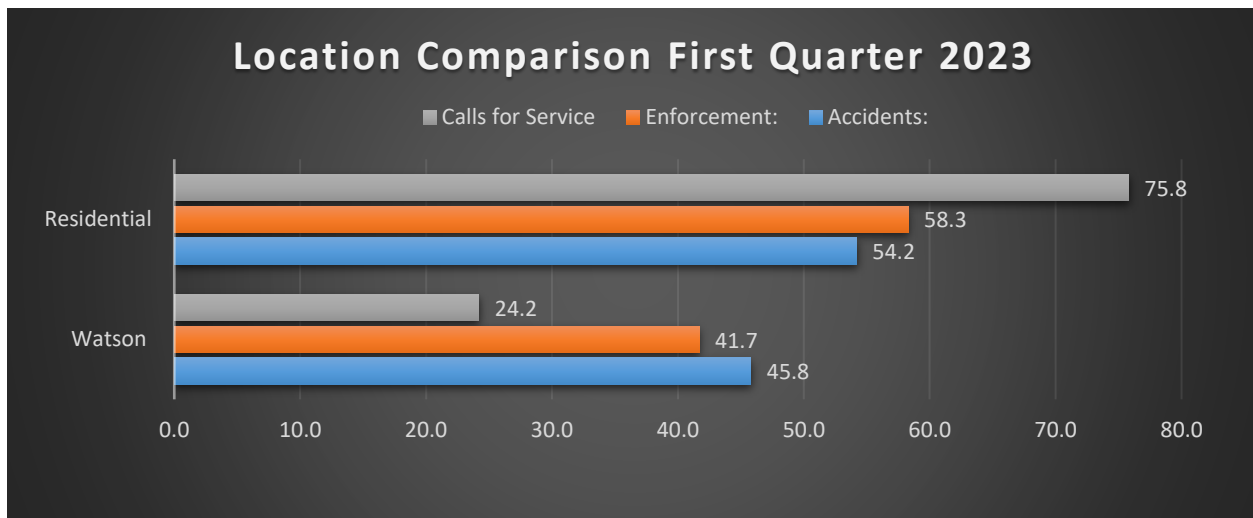
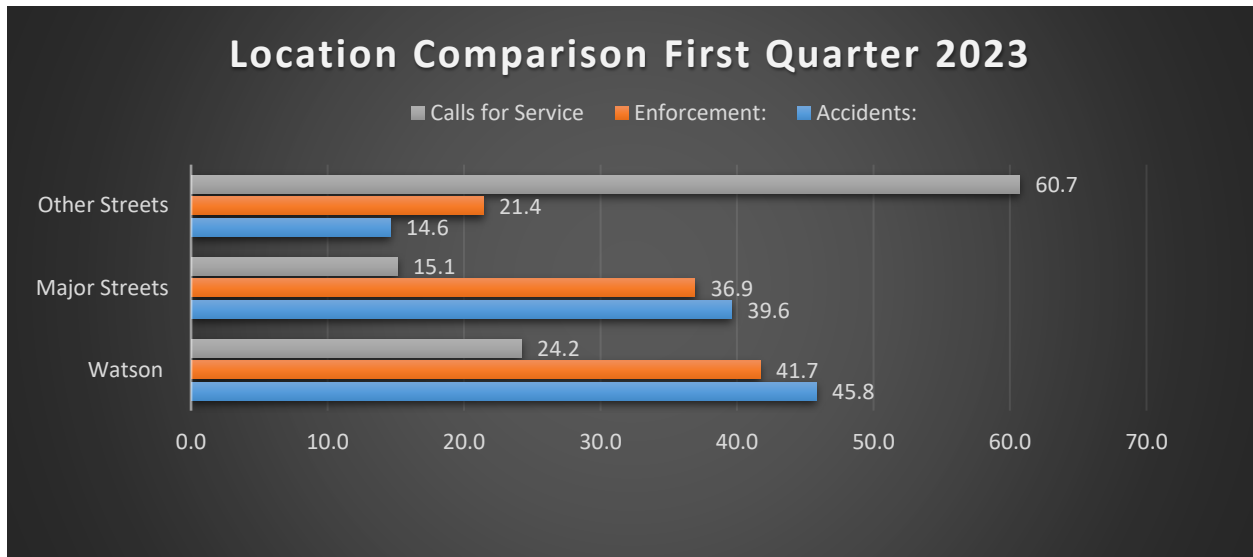


Accident Intersections	First Quarter 2023
Watson & Grant	2
Watson & Pardee Lane	1
Watson & Watson Industrial	1
Watson & Crestwood Plaza	4
Watson & Old Sappington	1
Watson & Sappington	4
Watson & Glenwood	1
Watson & Watson Ridge	3
Watson & Sturdy	3
Watson & Starling	1
Watson & Elm	1
Sappington & Big Bend	2
Sappington & Twincrest	2
Old Sappington & Lodge Pole	1
Liggett & Briarton Dr	1
I-44 & Big Bend	6
Manda & East Watson Rd	1
Red Oak & East Watson Rd	1
Conover Ln & Friendly Dr	1
Ridgewood & Liggett	1
Camera & Big Bend	1
Tahiti & Montego	1

First Quarter 2023 Traffic Accidents



Location Comparison:



Bureau Statistics:

As of The end of First Quarter 2023, a total of 27 cases are still marked *Active*. Not counting those that are still *Active*, the clearance rate for the bureau in March was 64.1%, which is slightly down from 69.6% in February. That percentage has begun to normalize after clearing cases from 2022 in January and February of 2023. The below charts reflect the work of the Detective Bureau YTD.

	Active Cases	Arrests	Total Cases Assigned YTD	Clearance %
Total	27	2	51	64.10%

	Inactive	Inactive %	Cleared with Arrest	Cleared with Arrest %
Total	14	35.90%	2	5.10%

	Exceptionally Cleared	Exceptionally Cleared %	Other	Other %
Total	22	56.40%	1	2.60%

In the nation, in 2019, 45.5 % of violent crimes and 17.2 % of property crimes were cleared by arrest or exceptional means according to the Criminal Justice Information Services Division.

First Quarter 2023 Bureau Highlights:

On February 15, 2023, employees of Crestwood Ace Hardware contacted the police department to report a W/M customer entered the business and exposed himself to store employees. Detectives were able to locate the store reward points used by the suspect which were traced to a business. The owner identified the employee who used his reward card. That person matched the images observed on the in-store video surveillance and was positively identified by the employer. Warrants against the suspect have been sought with the Prosecuting Attorney's Office.

On March 7, 2023, officers responded to the Crestwood Kohls Department Store for a report of a fraudulent return. Officers discovered a male suspect had used counterfeit US currency to purchase items at the Arnold location of Kohls, which were later returned to the Crestwood store. During the investigation, detectives found the currency used in Arnold matches the counterfeit money used to make a fraudulent purchase in Crestwood on a different date. That merchandise was later returned to the Fenton location of Kohls. Video footage of the suspect vehicle identified a license plate that was registered to a male who was able to be positively matched to the purchase in Arnold and the return in Crestwood. The reward points used by the second suspect in Crestwood were found to return to a male

who was found to match the video images of the fraudulent purchase in Crestwood and the return in Fenton. The case has been turned over to the United State Secret Service who are seeking federal charges on both suspects.

On March 13, 2023, officers responded to the Crestwood Plant Fitness for a report of locks cut off several lockers and items stolen from inside. During the initial investigation, officers discovered the suspect entered, provide a false identification applying for a membership, and proceeded to the men's locker room, leaving a short time later. They also discovered a male matching the suspect's description had also stolen from another local Plant Fitness. Detectives were able to locate the vehicle driven by the suspect and located the same vehicle on the Flock camera system. The owner of the vehicle, who lives in Chicago, Illinois verified the vehicle belonged to her and identified the driver as her nephew. Video evidence also corroborated the identity. Charges against the suspect have been sought with the Prosecuting Attorney's Office.

On March 18, 2023, Officers responded to the Crestwood McDonalds for a report of a burglary where the suspect stole money during the overnight hours from a safe. During the investigation, detectives discovered the code utilized to open the safe returned to a female employee who was later terminated. Store officials also suspected a former male employee who had been recently terminated for an internal theft as the person who stole from the safe. That suspect was identified and his residence was located in Crestwood. Detectives located numerous video images of the suspect walking to and from his residence and McDonald's. The suspect is actively being sought at this time.

Ward Map:

