



Crestwood Police Department

February 2023 Public Report



The following represents the work performed by the Crestwood Police Department in February 2023



Calls for Service breakdown:

Crestwood Police Department responded to a total of 489 calls for service during the month of February. Those calls are broken down into offense/call natures and separated by wards.

Part I Offenses	Ward 1	Ward 2	Ward 3	Ward 4	Total
Murder	0	0	0	0	0
Rape - Sexual Assault	0	0	0	0	0
Robbery	0	0	0	0	0
Aggravated Assault	0	0	0	0	0
Burglary	1	0	1	0	2
Stealing	5	3	4	1	13
Property Damage	0	3	2	0	5
Motor Vehicle Theft	1	3	2	0	6
Arson	0	0	0	0	0
Total Part I	7	9	9	1	26

Part II Offenses	Ward 1	Ward 2	Ward 3	Ward 4	Total
Other Assaults	0	0	0	0	0
Frauds	2	2	1	1	6
Drug Offenses	0	1	0	0	1
Sex Offenses	1	0	0	0	1
Offenses Against Public Peace	0	0	0	0	0
Driving While Intoxicated	0	0	0	1	1
Traffic Accidents	1	9	1	1	12
Animal Related Calls	2	1	1	0	4
People Related	31	34	24	15	104
Juvenile Offenses	0	3	2	1	6
Non-Classified Suspicious Activity	32	40	21	10	103
Family Offenses	1	1	0	1	3
Miscellaneous Police Calls	50	113	28	31	222
Weapons Offenses	0	0	0	0	0
Total Part II	120	204	78	61	463

Total Calls For Service	127	213	87	62	489
--------------------------------	------------	------------	-----------	-----------	------------

Breakdown of People Related Calls:

People Related Calls	Ward 1	Ward 2	Ward 3	Ward 4
Medical Emergency	24	31	21	10
Fire Department Call	7	3	3	5
Missing Person	0	0	0	0
Total	31	34	24	15

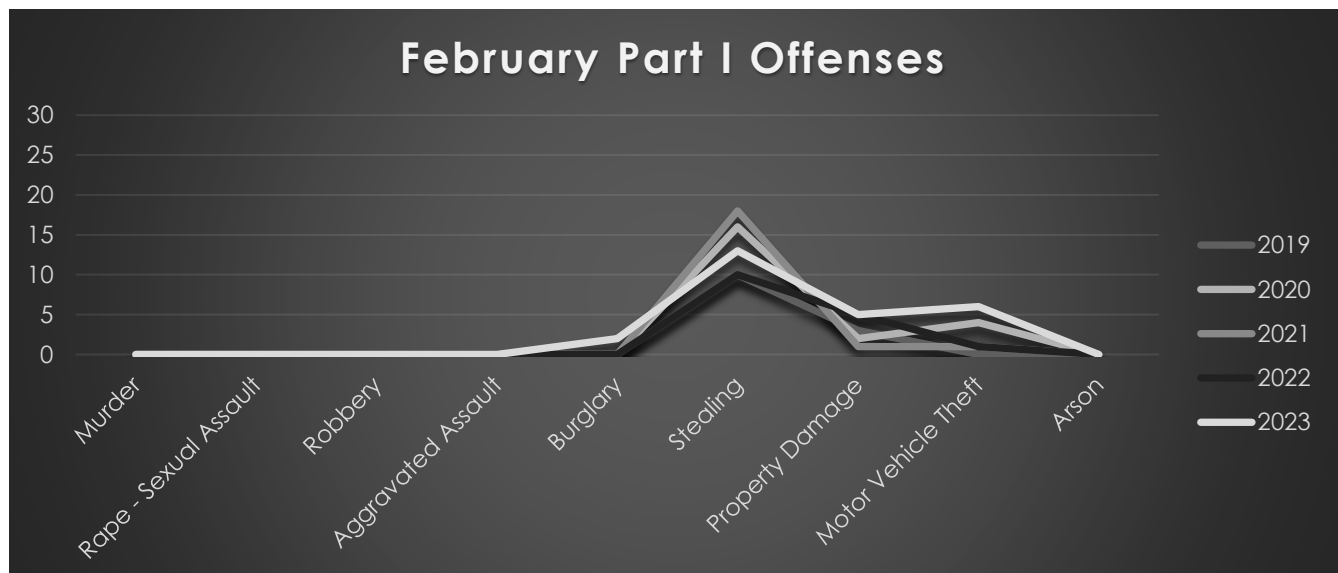
Breakdown of Miscellaneous Police Calls:

Miscellaneous Police Calls	Ward 1	Ward 2	Ward 3	Ward 4
Alarm	9	22	1	7
Assist Other Agency	1	22	1	2
Open Garage	1	5	7	2
Disturbance	5	7	5	5
Assist Motorist	3	12	1	2
Miscellaneous Call	14	28	9	5
Property Lost & Found	0	3	0	1
Traffic Arrest	0	1	0	0
Traffic Assignment	14	10	4	6
911 Call	3	3	0	1
Total	50	113	28	31

5 Year comparison:

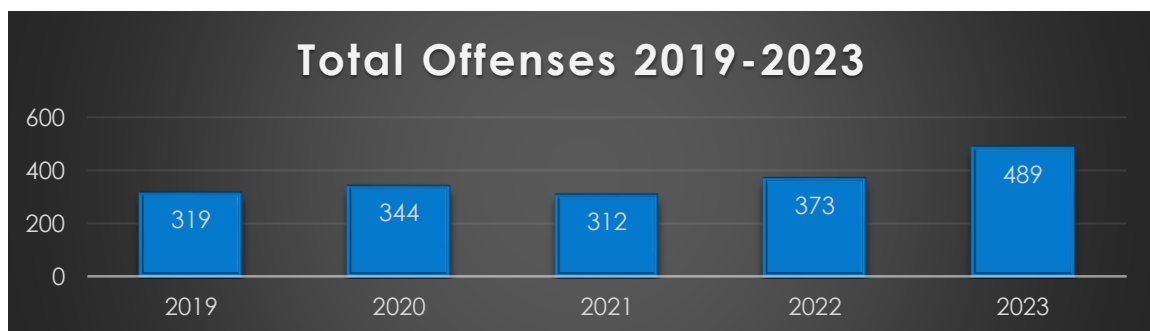
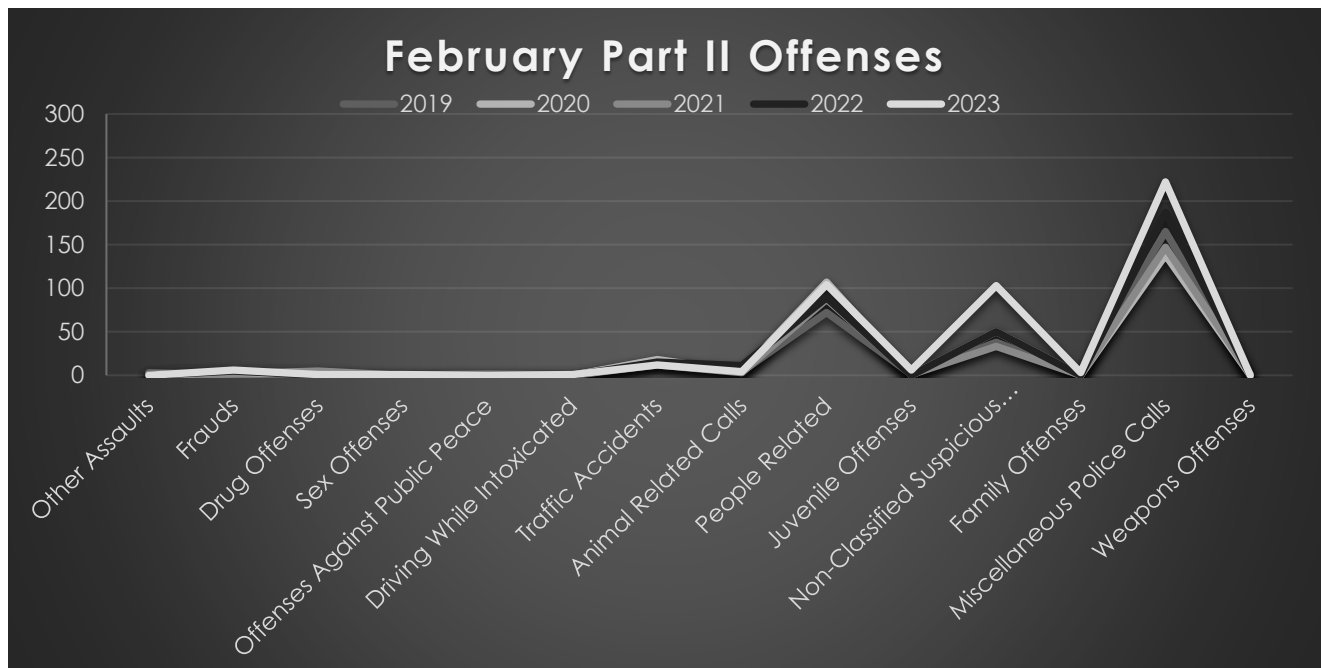
Below is a comparison of both Part I and Part II offenses for the month of February over the last 5 years.

Part I Offenses	2019	2020	2021	2022	2023	22-23 Change
Murder	0	0	0	0	0	0%
Rape - Sexual Assault	0	0	0	0	0	0%
Robbery	0	0	0	0	0	0%
Aggravated Assault	0	0	0	0	0	0%
Burglary	0	0	0	0	2	200%
Stealing	10	16	18	10	13	30%
Property Damage	3	2	1	5	5	0%
Motor Vehicle Theft	0	4	1	1	6	500%
Arson	0	0	0	0	0	0%
Total	13	22	20	16	26	63%



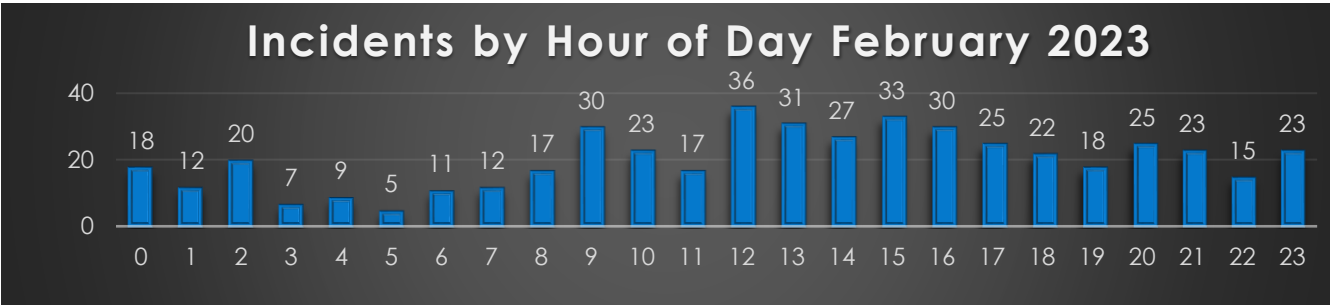
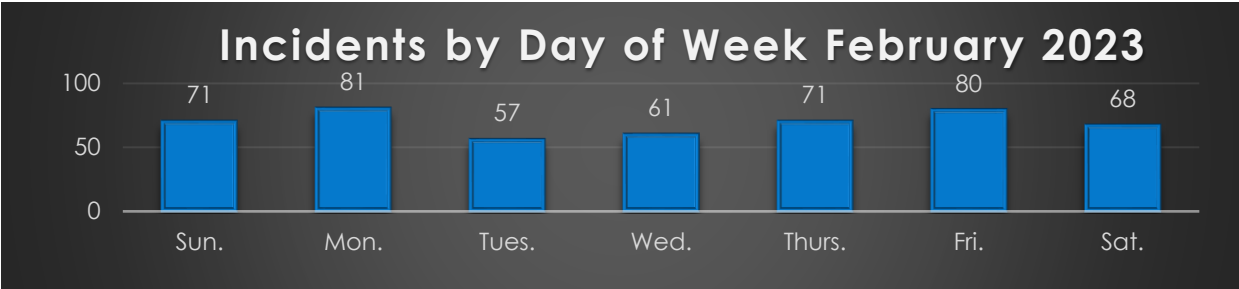
Part II Offenses	2019	2020	2021	2022	2023	22-23 Change
Other Assaults	3	1	1	0	0	0%
Frauds	1	2	2	5	6	20%
Drug Offenses	2	2	5	0	1	100%
Sex Offenses	0	0	0	0	1	100%
Offenses Against Public Peace	2	0	0	0	0	0%
Driving While Intoxicated	0	0	0	0	1	100%
Traffic Accidents	17	18	12	15	12	-20%
Animal Related Calls	4	4	3	11	4	-64%
People Related	72	107	87	89	104	17%
Juvenile Offenses	1	0	1	0	6	600%
Non-Classified Suspicious Activity	38	50	33	50	103	106%
Family Offenses	1	0	0	0	3	300%
Miscellaneous Police Calls	165	138	147	187	222	19%
Weapons Offenses	0	0	1	0	0	0%
Total	306	322	292	357	463	30%

Total	319	344	312	373	489	31%
--------------	------------	------------	------------	------------	------------	------------



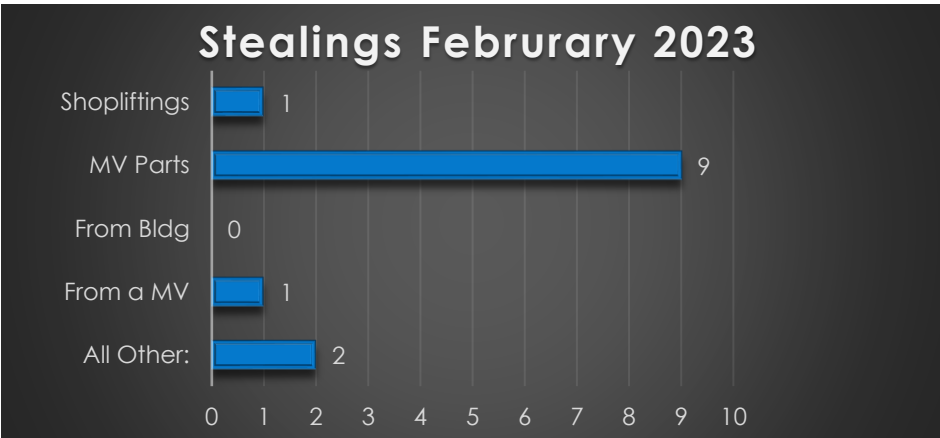
Calls for Service Breakdown:

Calls are broken down by day of the week and hour of the day.



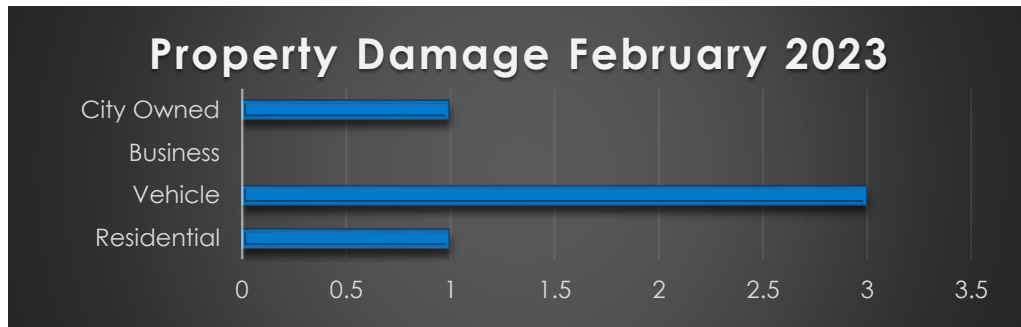
Stealing:

There were a total of 13 stealing offenses during the month of February 2023. They are broken down into the following categories.



Property Damage:

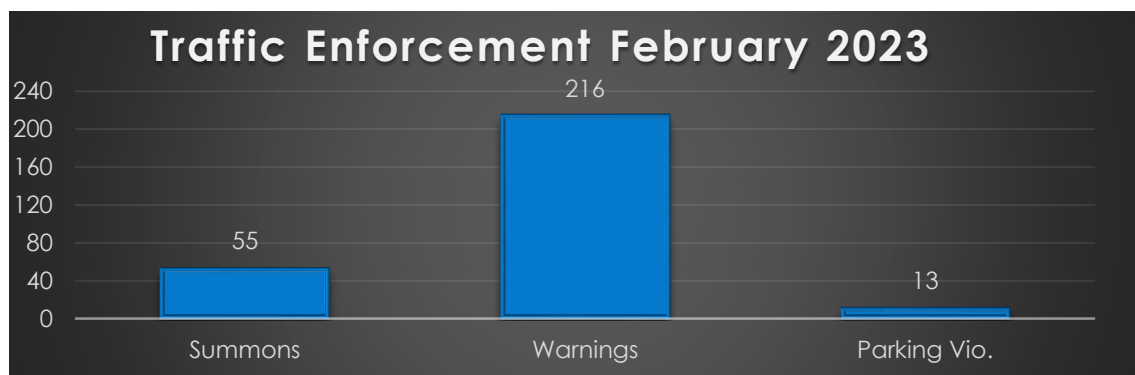
There were 5 Property Damage offenses during the month of February 2023. They are broken down into the following categories.



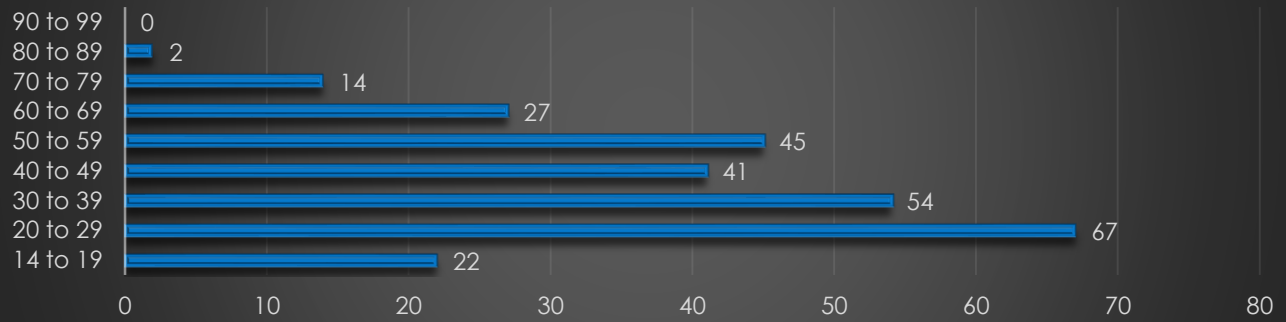
Traffic Enforcement:

There were 284 traffic enforcement actions taken for the month of February 2023. Those are broken down into 8 categories and displayed by ward.

February 2023					
Violation Category	Ward 1	Ward 2	Ward 3	Ward 4	Total
Signs, Signals	20	4	1	2	27
Hazardous Moving	0	3	1	1	5
Speeding	20	28	15	27	90
Equipment	16	13	8	3	40
Registration, Licensing	18	30	16	18	82
Financial Responsibility	4	10	5	7	26
Parking	2	6	3	1	12
Other Enforcement	0	1	0	1	2
	80	95	49	60	284



Violators by Age February 2023



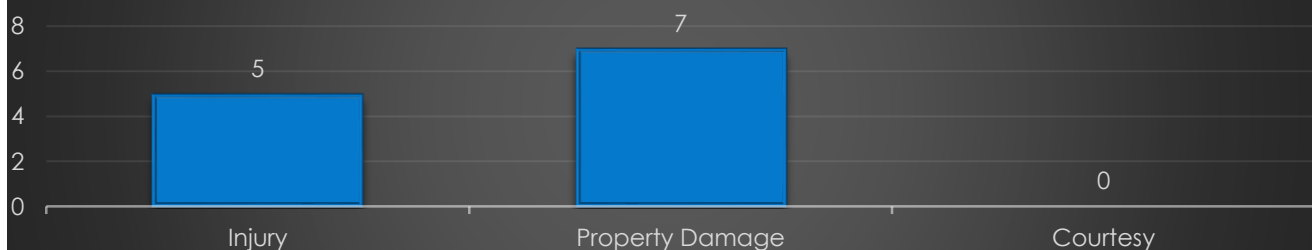
Traffic Enforcement Actions were taken on the following streets:

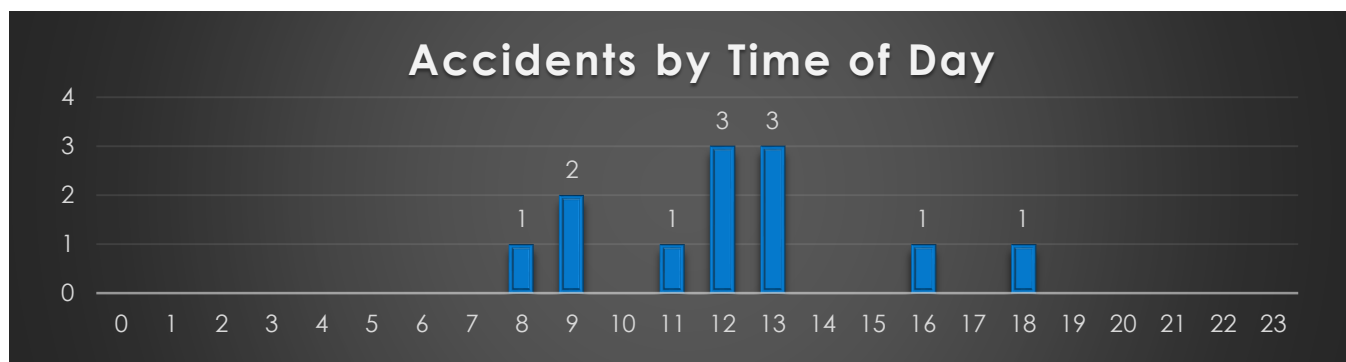
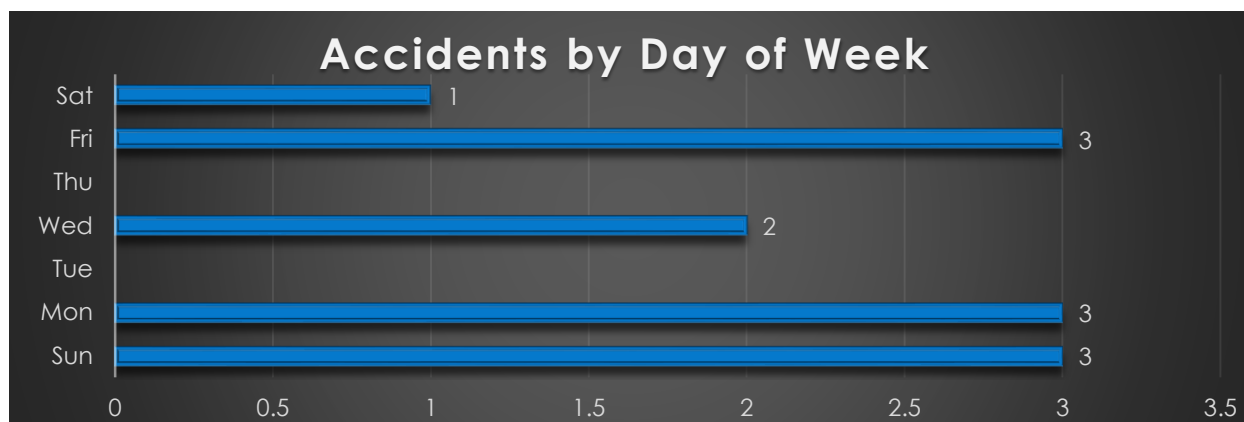
Enforcement	Locations	February	2023
Arban	1	Pardee	5
Brookview	2	Rayburn	6
Eudora	1	Rosebay	1
Ft. Donelson	1	Sanders	1
Garber	13	Sappington	76
General Grant	5	Sturdy	1
Glenwood	3	Sunray	3
I-44	1	Twincrest	1
Joann	1	Watson	135
Liggett	14	Whitecliff	2
Lodge	1	Wildwood	2
Old Sappington	8		

Traffic Accidents:

In February 2023 there were 12 Traffic Accidents. These accidents were of the following classifications.

Accidents by Classification February 2023





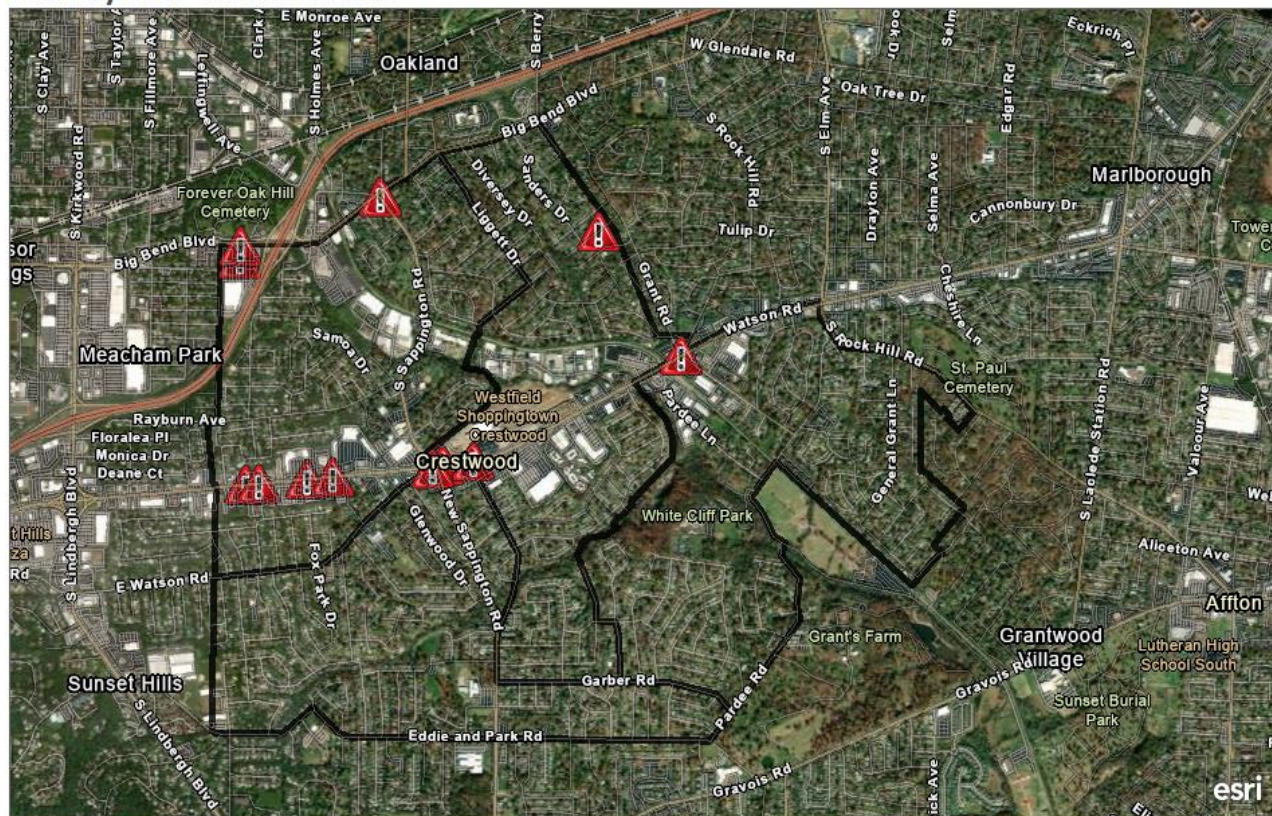
Accidents occurred at the following intersections:

Accident Intersections	February 2023
Watson Rd / Watson Ridge Dr	2
Conover Ln / Friendly Dr	1
Watson Rd / Sappington Rd	2
Sappington Rd / Big Bend Blvd	1
Watson Rd / Sturdy Dr	2
Watson Rd / Grant Rd	1
Watson Rd / Old Sappington Rd	1

Accidents occurred on the following roadways:

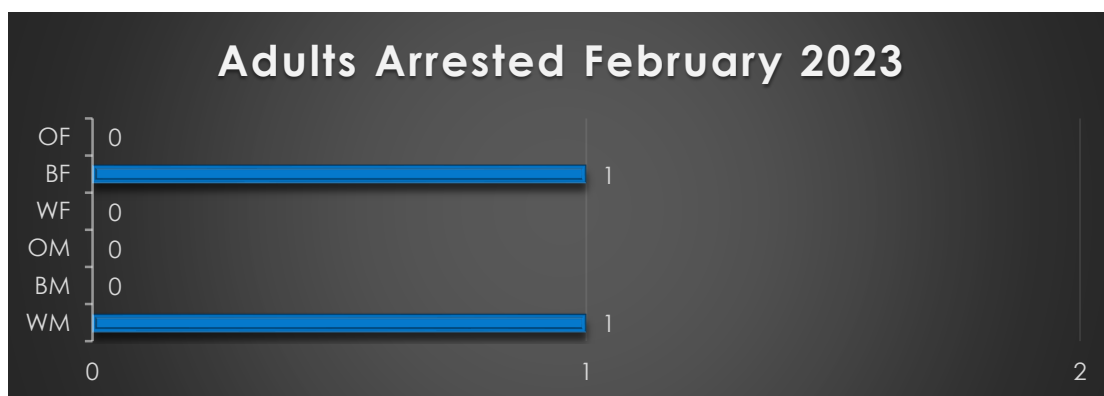
Accident Locations	February 2023
Big Bend Blvd	2

February 2023 Traffic Accidents



Arrest Information:

There were 2 persons taken into custody in February 2023. The gender and ethnicity of those persons are as follows:



Response Times:

The average dispatch, en-route, and on-scene times for February 2023 are as follows.

Count:	Dispatch:	En-Route:	On-Scene:
489	00:01:38	00:01:25	00:16:23

Detective Bureau Performance:

As of February 2023, a total of 24 cases are still marked Active. Not counting those that are still Active, the clearance rate for the bureau in January was **69.6%**, which is slightly up from 64.3% in January. That percentage is affected by a large number of cases from 2022 being cleared in January and February of 2023. The below charts reflect the work of the Detective Bureau YTD.

	Active Cases	Arrests	Total Cases Assigned YTD	Clearance %
Total	24	1	32	69.60%

	Inactive	Inactive %	Cleared with Arrest	Cleared with Arrest %
Total	7	30.40%	1	4.30%

	Exceptionally Cleared	Exceptionally Cleared %	Other	Other %
Total	14	60.90%	1	4.30%

In the nation, in 2019, 45.5 % of violent crimes and 17.2 % of property crimes were cleared by arrest or exceptional means according to the Criminal Justice Information Services Division.