

Crestwood Police Department

Fourth Quarter 2022 Public Report



January 12, 2023

The following represents the work performed by the Crestwood Police Department during Fourth Quarter
2022

5 Year Comparison of Quarters Part 1 Crimes / Part 2 Crimes:

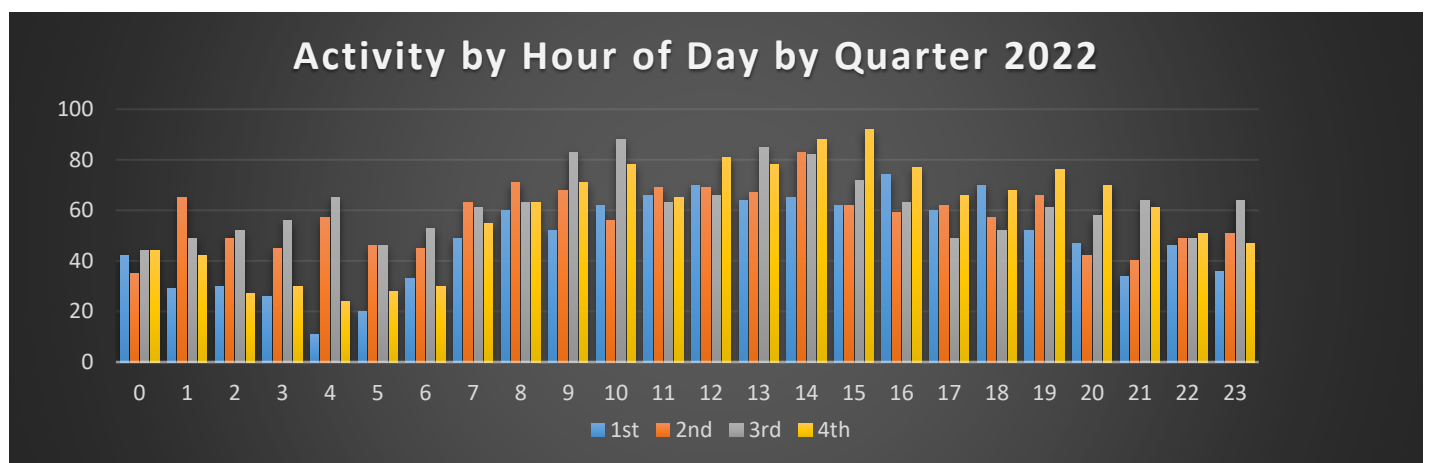
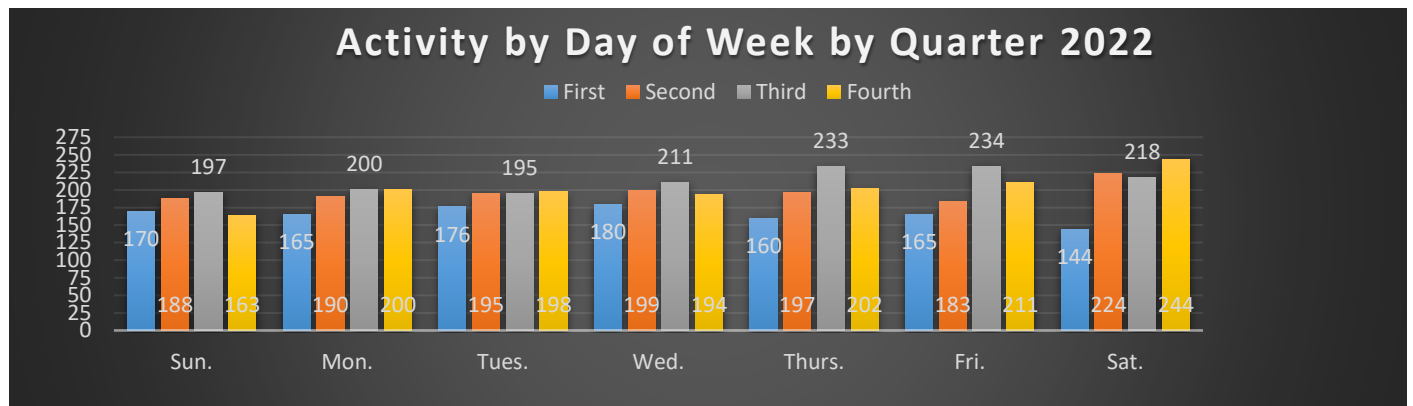
Part I Offenses	2018	2019	2020	2021	2022	21-22 Change
Murder	0	0	0	0	0	0%
Rape - Sexual Assault	0	0	1	1	0	-100%
Robbery	0	1	1	1	0	-100%
Aggravated Assault	0	1	0	0	0	0%
Burglary	0	5	0	5	3	-40%
Stealing	33	50	54	48	34	-29%
Property Damage	3	8	11	13	4	-69%
Motor Vehicle Theft	2	3	5	4	4	0%
Arson	0	0	0	0	0	0%
Total	38	68	72	72	45	-60%

Part II Offenses	2018	2019	2020	2021	2022	21-22 Change
Other Assaults	1	7	2	3	11	267%
Frauds	16	12	8	14	11	-21%
Drug Offenses	3	10	4	3	1	-67%
Sex Offenses	4	0	1	0	1	100%
Offenses Against Public Peace	5	0	0	0	0	0%
Driving While Intoxicated	0	1	0	6	1	-500%
Traffic Accidents	65	64	36	43	61	42%
Animal Related Calls	17	21	10	37	22	-41%
People Related	230	252	300	356	304	-15%
Juvenile Offenses	0	4	6	8	10	25%
Non-Classified Suspicious Activity	96	121	102	205	254	24%
Family Offenses	1	0	1	0	0	0%
Miscellaneous Police Calls	594	641	467	561	691	23%
Weapons Offenses	1	0	0	0	0	0%
Total	1033	1133	937	1236	1367	11%

Total	1071	1201	1009	1308	1412	8%
--------------	-------------	-------------	-------------	-------------	-------------	-----------

Calls for Service Breakdown:

Calls are broken down by day of the week and hour of the day.



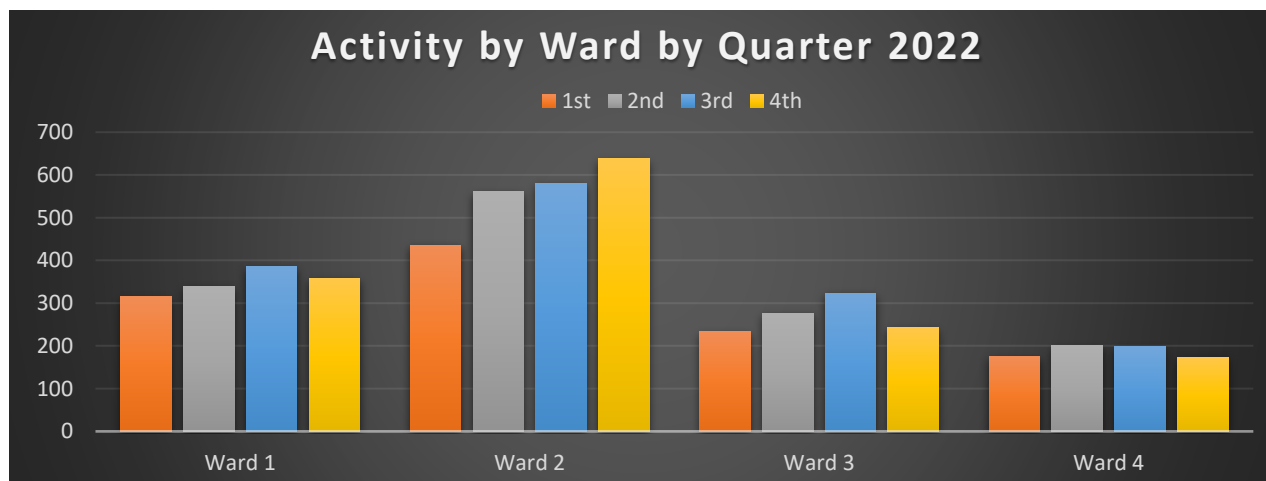
Calls for Service by Ward:

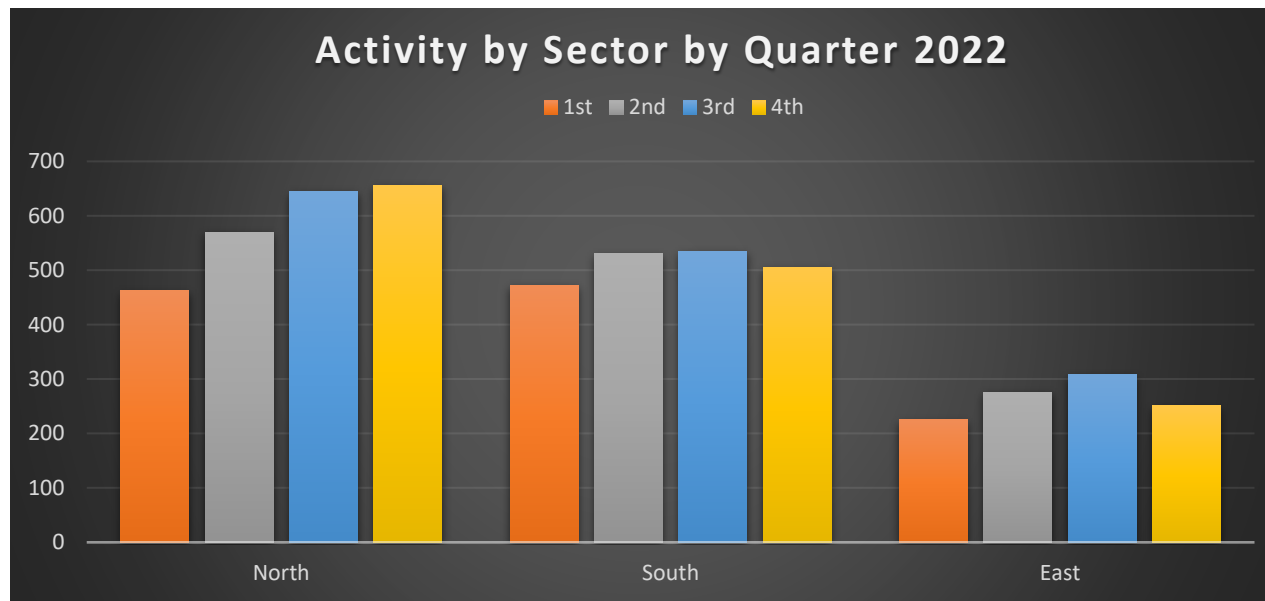
Part I Offenses	Ward 1	Ward 2	Ward 3	Ward 4	Total
Murder	0	0	0	0	0
Rape - Sexual Assault	0	0	0	0	0
Robbery	0	0	0	0	0
Aggravated Assault	0	0	0	0	0
Burglary	2	1	0	0	3
Stealing	14	11	7	2	34
Property Damage	3	0	1	0	4
Motor Vehicle Theft	0	4	0	0	4
Arson	0	0	0	0	0
Total Part I	19	16	8	2	45

Part II Offenses	Ward 1	Ward 2	Ward 3	Ward 4	Total
Other Assaults	4	4	3	0	11
Frauds	2	7	0	2	11
Drug Offenses	1	0	0	0	1
Sex Offenses	0	1	0	0	1
Offenses Against Public Peace	0	0	0	0	0
Driving While Intoxicated	0	1	0	0	1
Traffic Accidents	13	30	11	7	61
Animal Related Calls	5	4	8	5	22
People Related	77	95	77	55	304
Juvenile Offenses	2	3	3	2	10
Non-Classified Suspicious Activity	80	117	33	24	254
Family Offenses	0	0	0	0	0
Miscellaneous Police Calls	155	360	99	77	691
Weapons Offenses	0	0	0	0	0
Total Part II	339	622	234	172	1367

Total Calls For Service	358	638	242	174	1412
--------------------------------	------------	------------	------------	------------	-------------

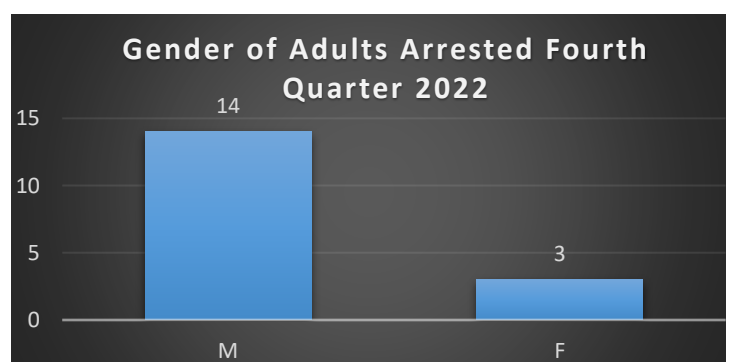
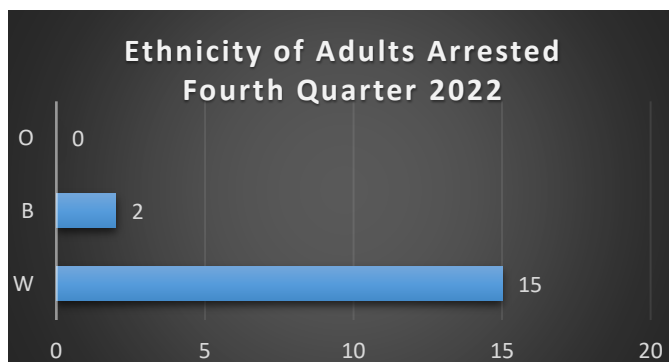
Activity by Ward and Sector:





Arrest Information:

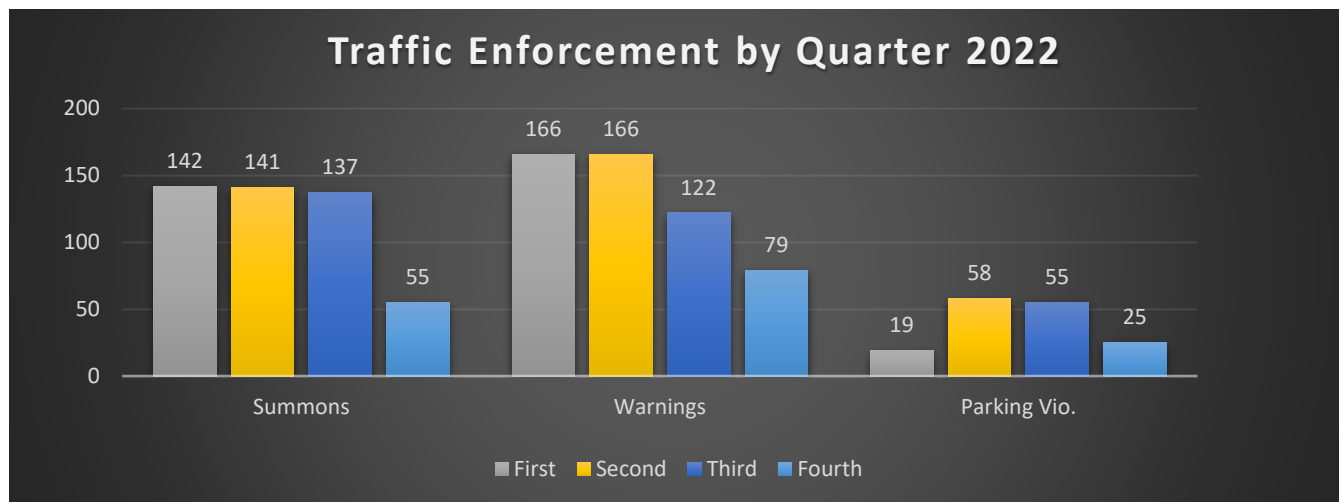
There were 17 persons taken into custody during the Fourth Quarter of 2022. The gender and ethnicity of those persons are as follows:



Traffic Enforcement:

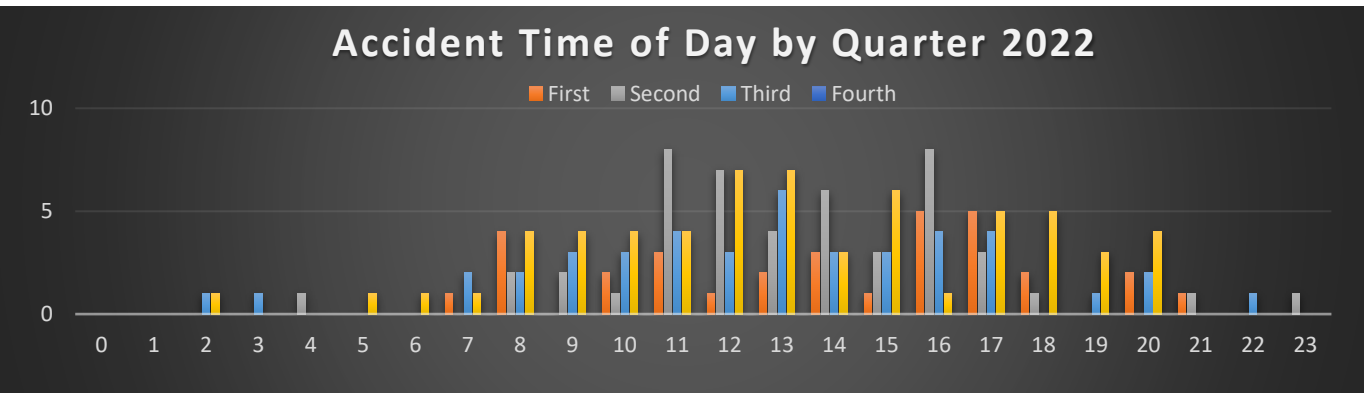
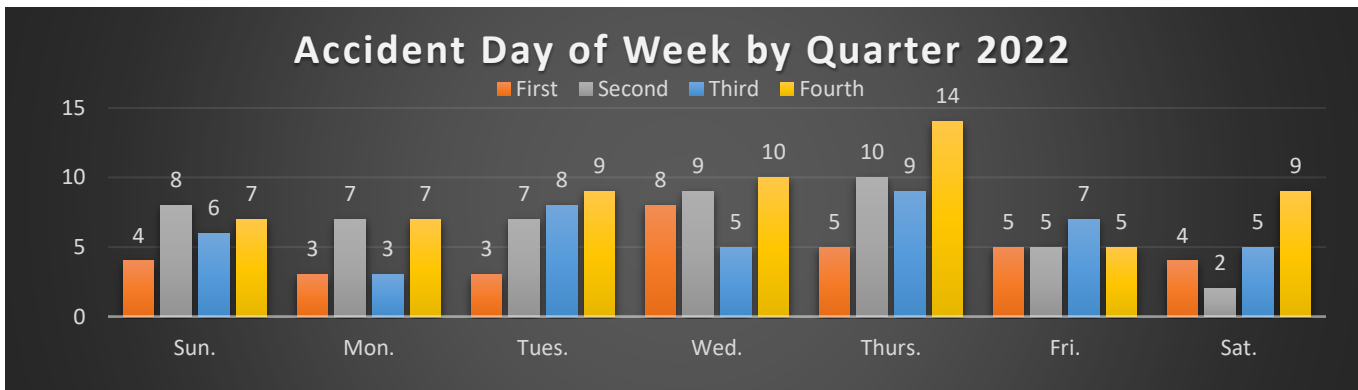
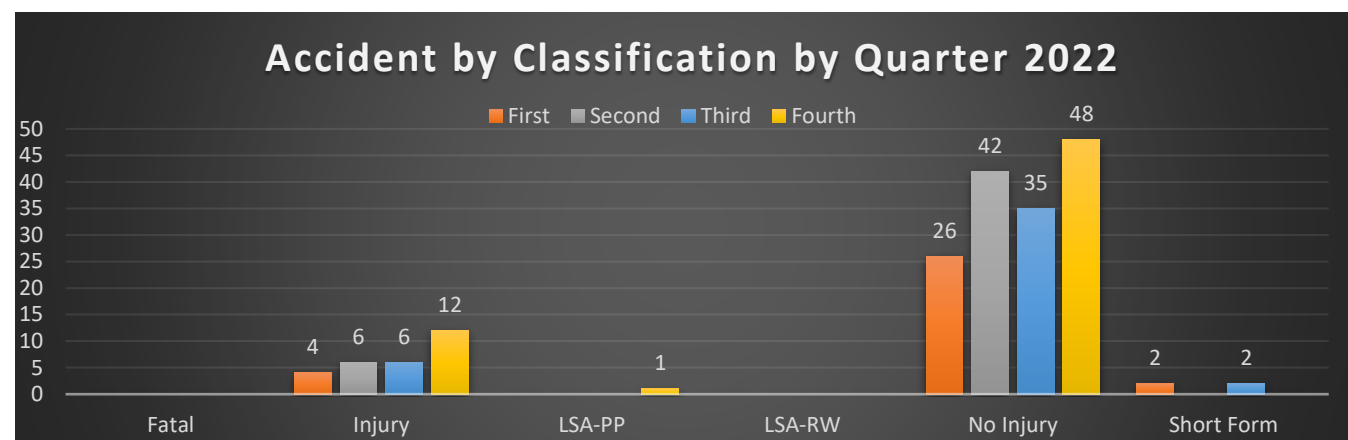
There were 159 traffic enforcement actions taken for the Fourth Quarter of 2022. Those are broken down into 8 categories and displayed by ward.

Fourth Quarter	2022				
Violation Category	Ward 1	Ward 2	Ward 3	Ward 4	Total
Signs, Signals	3	9	1	2	15
Hazardous Moving	6	1	1	3	11
Speeding	0	4	3	5	12
Equipment	4	3	6	3	16
Registration, Licensing	12	19	14	6	51
Financial Responsibility	0	2	0	0	2
Parking	9	10	1	5	25
Other Enforcement	8	10	8	1	27
	42	58	34	25	159



Traffic Accidents:

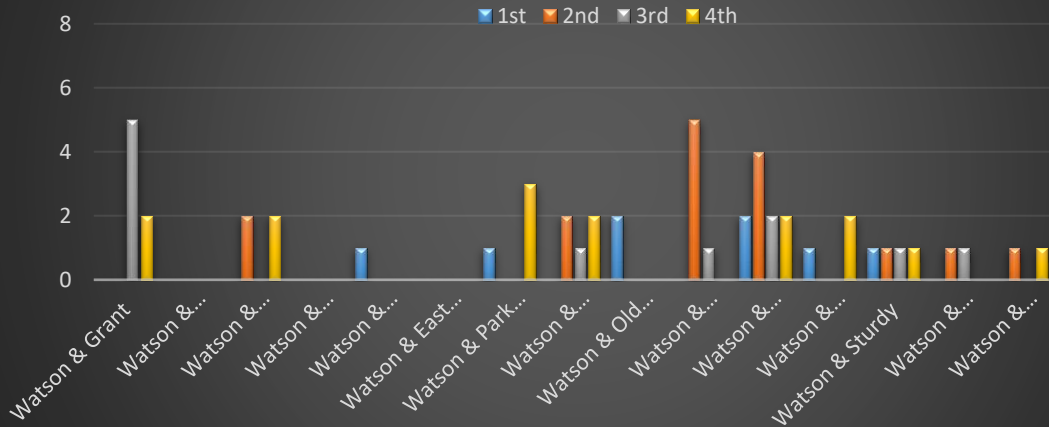
In the Fourth Quarter of 2022 there were 61 Traffic Accidents. These accidents were of the following classifications.



Accident Locations	Fourth Quarter 2022
Watson	25
Sappington	3
I-44	7
Big Bend	7
Pardee Rd.	3
Grant Rd.	3
East Watson	1
Liggett	1
Camera	1
Del Vista	1
Fourth	1
Lantana	1
Missy	1
Park Crestwood	1
Ridgewood	1
Trelane	1
Twincrest	1
Watson Plaza	1
Yorkshire Estates	1

Accident Causes Fourth Quarter	2022
None	2
Vehicle Defect	2
Speed--Exceeded Limit	1
Too Fast for Conditions	6
Violation Signal / Sign	1
Failed to Yield	6
Alcohol	1
Vision Obstructed	2
Driver Fatigue / Asleep	1
Improper Backing	4
Improper Turn	2
Improper Passing	1
Following Too Closely	6
Wrong Side (Not Passing	1
Improper Start from Park	1
Improper Lane Usage / Change	2
Overcorrected	1
Object / Obstruction in Roadway	2
Distracted / Inattentive	6
Other Distractions / Inattention	1
Unknown	10
Other	2

Accidents on Watson by Quarter 2022



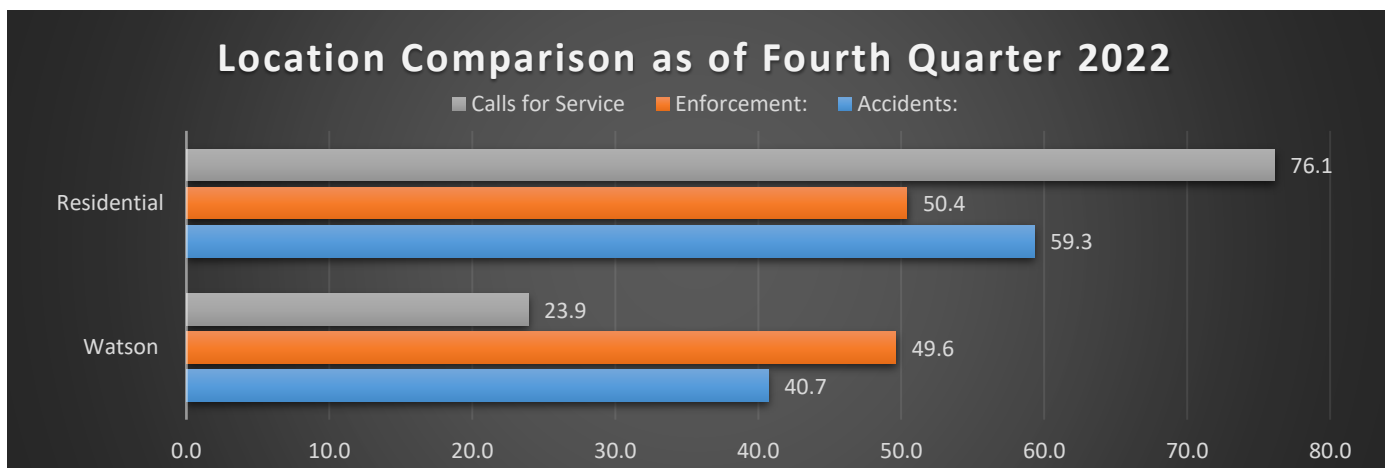
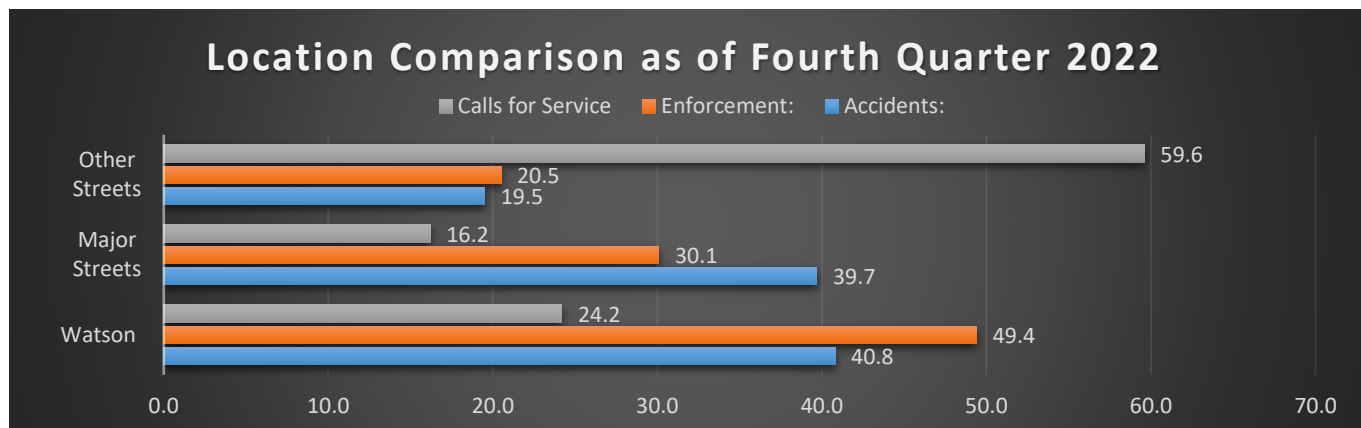
Accident Intersections	Fourth Quarter 2022
Watson & Rock Hill	1
Watson & Grant	2
Watson & Pardee Lane	2
Watson & Park Crestwood	3
Watson & Center Plaza Exit	2
Watson & Glenwood	2
Watson & Watson Ridge	2
Watson & Sturdy	1
Watson & Crestview	1
Sappington & Big Bend	1
Sappington & Hartsdale	1
Sappington & Pine Spray	1
Pardee & Grant	2
Pardee & Whitecliff Park Ln	2
Mary Glen & Park Crestwood	1
I-44 & Big Bend	6
Yorkshire Estates & Richter Ln	1
Camera Ave & Big Bend Blvd	1
Ridgewood Dr & Liggett Dr	1
Lantana Dr & Blackthorn Dr	1
Grant Rd & Heather Dr	1
Liggett Dr & Ferndale Dr	1
Twincrest Dr & Greenview Dr	1
East Watson Rd & Townhill Dr	1
Del Vista Dr & Glenwood Dr	1
Fourth St & Grovena Dr	1
Missy Ct & Cloverleaf Dr	1
Trelane Ave & Woodhue Dr	1

Response Times:

The average dispatch, en-route, and on-scene times for the Fourth Quarter of 2022 are as follows.

Count:	Dispatch:	En-Route:	On-Scene:
1412	00:01:53	00:02:41	00:18:56

Location Comparison:



Detective Bureau Performance:

As of the end of Fourth Quarter, a total of 18 cases are still marked *Active*. Not counting those that are still *Active*, the clearance rate for the bureau up to and including December was **55.7%**. That percentage is up from 55.0% in November. The below charts reflect the work of the detective bureau YTD.

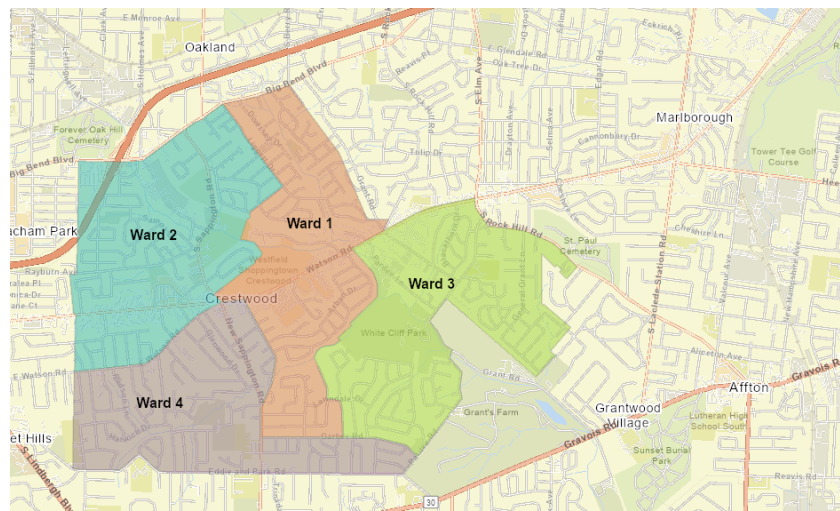
	Active Cases	Arrests	Total Cases Assigned YTD	Clearance %
Total	18	33	212	55.70%

	Inactive	Inactive %	Cleared with Arrest	Cleared with Arrest %
Total	86	44.30%	26	13.40%

	Exceptionally Cleared	Exceptionally Cleared %	Other	Other %
Total	73	37.60%	9	4.60%

In the nation, in 2019, 45.5 % of violent crimes and 17.2 % of property crimes were cleared by arrest or exceptional means according to the Criminal Justice Information Services Division.

Ward Map:



Calls for Service Locations:

Below is a chart showing every street the Crestwood Police Department responded to and how many times during the Fourth Quarter of 2022.

Call Locations	Fourth Quarter	Continued	Contd
Watson	344	Buxton	9
Sappington	37	Camelot	1
Old Sappington	7	Camera	6
I-44	17	Capri	1
Big Bend	78	Carrimae	3
Pardee Rd	4	Chasebury	3
Pardee Ln.	3	Chatwood	5
Grant Rd	48	Cherry Brook	2
East Watson	3	Clover	4
Garber	4	Cloverlea	1
Liggett	13	Clydesdale	2
		Coffey Ct.	4
Acorn	9	Coffey Dr.	2
Aloha	1	Conover	6
Amberley	4	Conser	3
Anaconda	4	Cordoba Ln	2
Anchorage	10	Cordoba Ct	1
Apex	4	Cornish	1
Appomattox	3	Craighurst	2
Arban	9	Craigwood	1
Arrowwood	4	Crain	1
Aspen	3	Crest Oak	8
Bali	1	Crestfield	1
Banbury	1	Crestmoor	2
Banyon	3	Crestwood Dr.	3
Banyon Tree	4	Crestwood Executive	5
Barberton	3	Crestwood Manor	4
Bardmont	2	Crestwood Plaza	2
Belmar	1	Crompton	5
Blackthorn	3	Curwood	4
Briarton	3	Dalcrest	3
Brookview	3	Dallwood	3
Bull Run	2	David Scott	1
Burnt Oak	1	Del Vista	3

Call Locations Cont	Fourth Quarter	Continued	Cont
Desmond	4	Grant's Log Cabin Ln.	1
Detjen	89	Grantway	1
Deves	2	Grantwood Cove	1
Diversey	17	Grantwood Oaks	1
Drew Terr.	1	Grantwood Trails	1
Eddie & Park	12	Greenview	11
Elmont	1	Grovena	9
Etherton	8	Hartsdale	2
Eudora	3	Harwich	5
Ewers	3	Hawkins	2
Fern Glen	2	Heather	7
Ferndale	2	Hemingway	5
Fieldcrest	3	High	6
Firebush	3	High Hill	2
Flamingo	5	Joann	6
Fournier	1	Joshua	25
Fourth	1	Kathy	2
Fox Creek Ct.	2	Laramie	2
Fox Creek Dr.	1	Larchwood	2
Fox Park	2	Larsen	6
Ft. Henry	1	Laurel Crest	1
Friendly	1	Laurel Hill	1
Gallop	2	Lavant	1
Garden Rock	1	Lawndale	1
General Grant Ct.	1	Leawood	1
General Grant Ln.	5	Leelaine	1
Glen Rose	4	Liggett Ct	1
Glencrest	1	Lindenhurst	3
Glenfield	3	Lodge	12
Glenwood	7	Lodge Pole	10
Grant Farm Trail	3	Lopina	1
Grant Haven	4	Lowill	2
Grant Park	3	Lurline	3
Grant Ridge	1	Maebern	1

Call Locations Cont	Fourth Quarter	Continued	Cont
Manda	5	Royal Arms	7
Marsan	1	Samoa	3
Mary Glen	18	Sanders	9
Mastis	1	Sappington Villa	1
Meadowfern	4	Satinwood	1
Medallion	4	Sessions	3
Missy	4	Sheryl Ann	3
Montego	4	Signature	1
Mountain Ash	1	Silver Crest	1
Mountainair	2	Sky Crest	2
Oakmont	1	Spellman	1
Oakridge	1	Spitz	1
Pardee Forest	2	Starling	1
Pardee Spur	2	Sturdy	8
Park Crestwood	42	Sun Country	2
Parkshire	1	Sunray	6
Paul Adrian	1	Tahiti	2
Pine Spray	4	Tea Rose	2
Pinellas	5	Townhill	2
Pinewood	1	Trelane	6
Queenston	2	Trillium	2
Rayburn	9	Twincrest	7
Raycrest	1	Vicary	1
Reco	11	Watson Industrial	7
Red Oak	2	Watson Plaza	26
Richter	2	Watson Ridge	1
Ridgewood	2	Watson Woods	2
Robert Deves	4	Westglen	6
Robyn	1	Westhaven	1
Rock Forest	1	Whitecliff	20
Rock Hill	5	Whitehaven	2
Roger Lee	3	Wildwood	3
Rosaire	1	Woodbine	2
Rosebay	1	Yorkshire Estates	1