

Crestwood Police Department

January 2023 Public Report



February 9, 2022

The following represents the work performed by the Crestwood Police Department in January 2023

Calls for Service breakdown:

Crestwood Police Department responded to a total of 454 calls for service during the month of January. Those calls are broken down into offense/call natures and separated by wards.

Part I Offenses	Ward 1	Ward 2	Ward 3	Ward 4	Total
Murder	0	0	0	0	0
Rape - Sexual Assault	0	0	0	0	0
Robbery	0	0	0	0	0
Aggravated Assault	0	0	0	0	0
Burglary	0	0	0	0	0
Stealing	4	3	2	0	9
Property Damage	0	0	2	0	2
Motor Vehicle Theft	1	0	0	0	1
Arson	0	0	0	0	0
Total Part I	5	3	4	0	12

Part II Offenses	Ward 1	Ward 2	Ward 3	Ward 4	Total
Other Assaults	0	0	0	0	0
Frauds	0	2	1	0	3
Drug Offenses	0	0	0	0	0
Sex Offenses	0	0	0	0	0
Offenses Against Public Peace	0	0	0	0	0
Driving While Intoxicated	0	0	0	0	0
Traffic Accidents	5	10	1	2	18
Animal Related Calls	2	2	2	1	7
People Related	20	26	30	15	91
Juvenile Offenses	0	1	3	1	5
Non-Classified Suspicious Activity	23	28	19	4	74
Family Offenses	1	0	0	0	1
Miscellaneous Police Calls	52	119	41	31	243
Weapons Offenses	0	0	0	0	0
Total Part II	103	188	97	54	442

Total Calls For Service	108	191	101	54	454
--------------------------------	------------	------------	------------	-----------	------------

5 Year comparison:

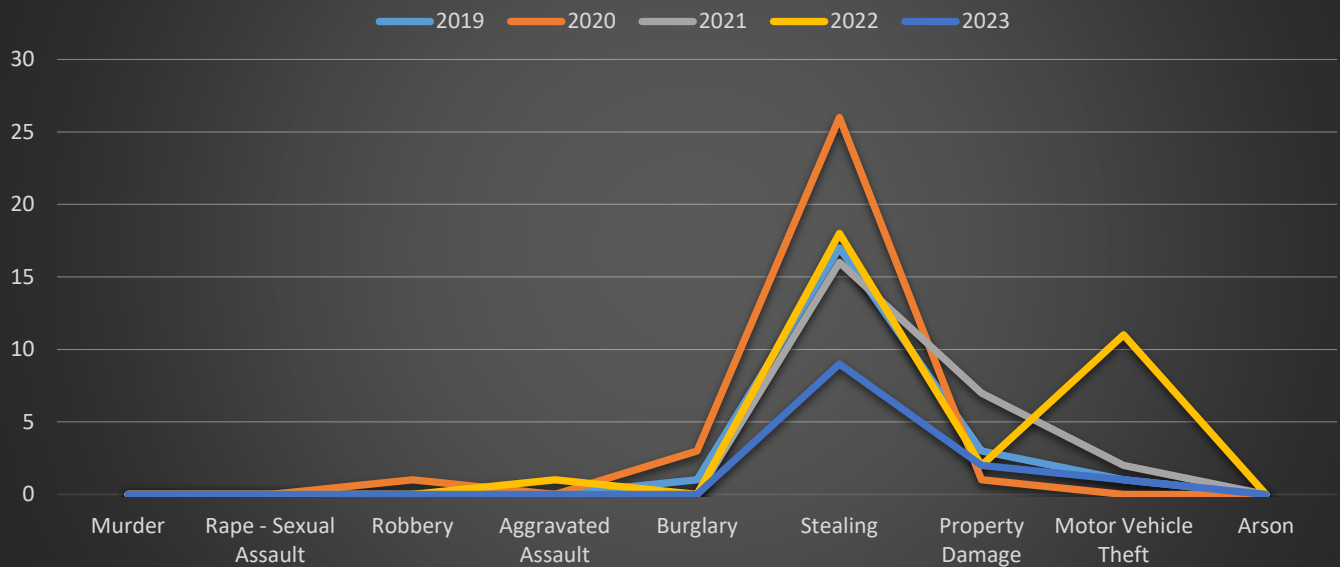
Below is a comparison of both Part I and Part II offenses for the month of January over the last 5 years.

Part I Offenses	2019	2020	2021	2022	2023	22-23 Change
Murder	0	0	0	0	0	0%
Rape - Sexual Assault	0	0	0	0	0	0%
Robbery	0	1	0	0	0	0%
Aggravated Assault	0	0	0	1	0	-100%
Burglary	1	3	0	0	0	0%
Stealing	17	26	16	18	9	-50%
Property Damage	3	1	7	2	2	0%
Motor Vehicle Theft	1	0	2	11	1	-91%
Arson	0	0	0	0	0	0%
Total	22	31	25	32	12	-53%

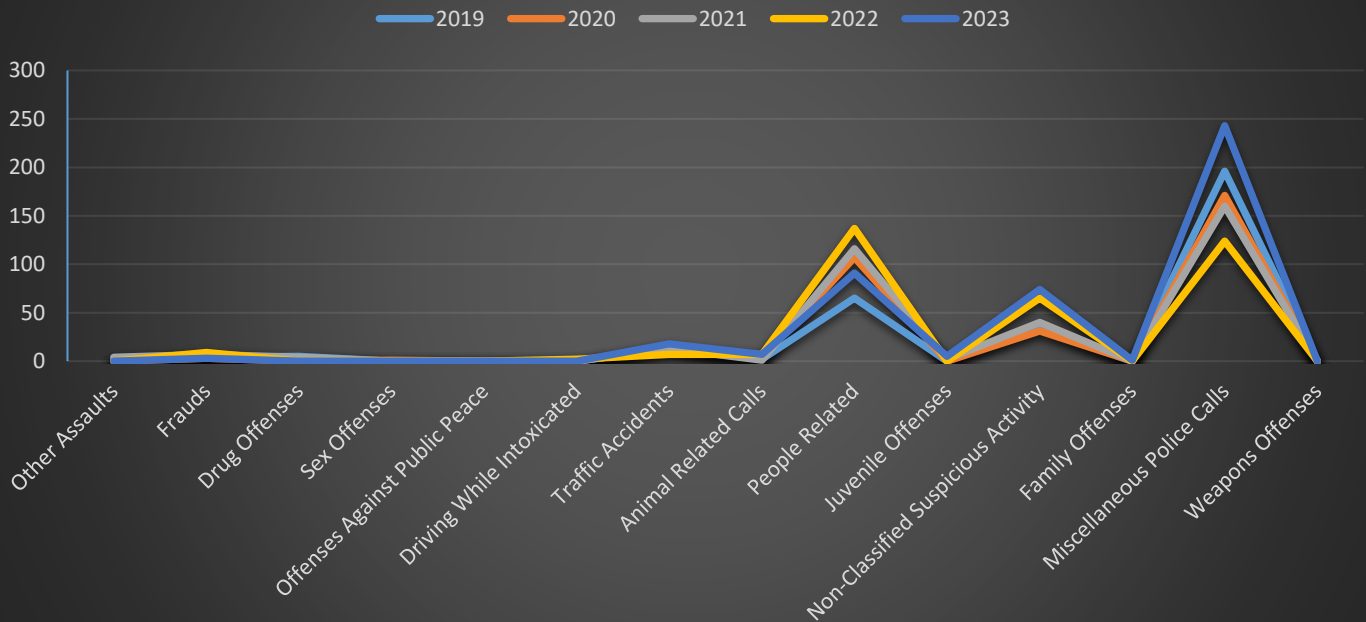
Part II Offenses	2019	2020	2021	2022	2023	22-23 Change
Other Assaults	1	0	4	0	0	0%
Frauds	4	3	7	9	3	-67%
Drug Offenses	5	0	4	0	0	0%
Sex Offenses	0	1	0	0	0	0%
Offenses Against Public Peace	0	0	0	0	0	0%
Driving While Intoxicated	0	0	0	2	0	-100%
Traffic Accidents	13	16	13	7	18	157%
Animal Related Calls	2	4	1	7	7	0%
People Related	65	107	116	137	91	-34%
Juvenile Offenses	0	0	2	0	5	500%
Non-Classified Suspicious Activity	38	31	40	65	74	14%
Family Offenses	0	0	0	0	1	100%
Miscellaneous Police Calls	196	171	160	124	243	96%
Weapons Offenses	0	0	0	0	0	0%
Total	324	333	347	351	442	26%

Total	346	364	372	383	454	19%
--------------	------------	------------	------------	------------	------------	------------

January Part I Offenses



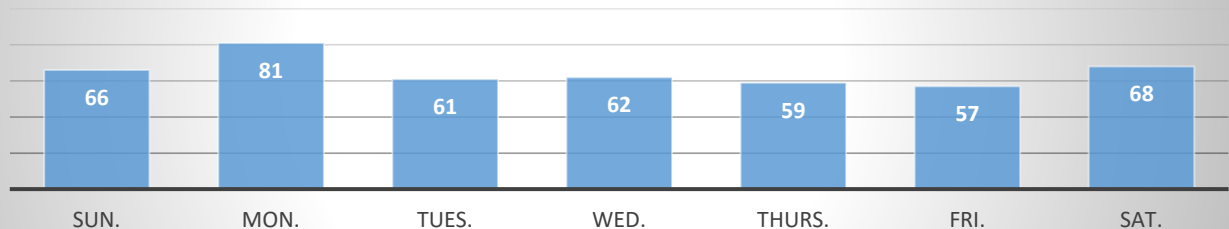
January Part II Offenses



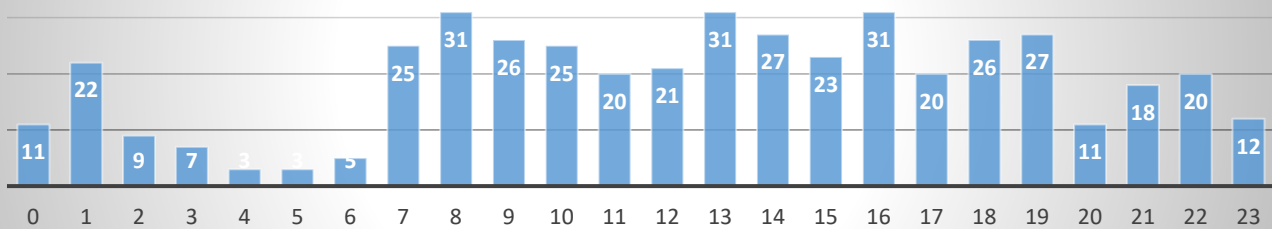
Calls for Service Breakdown:

Calls are broken down by day of the week and hour of the day.

Incidents by Day of Week January 2023



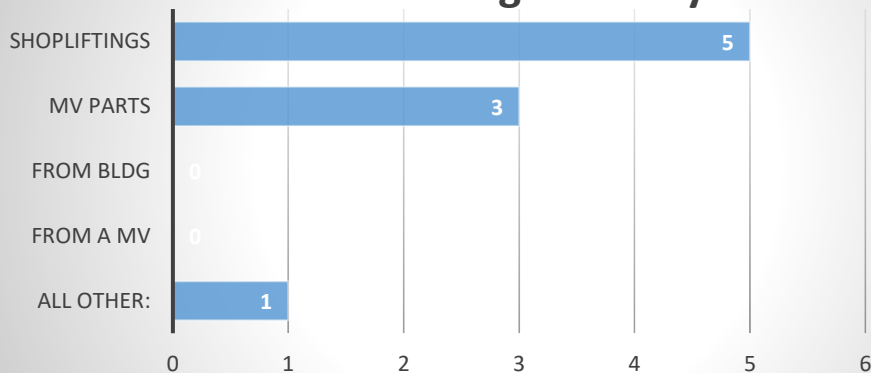
Incidents by Time of Day January 2023



Stealing:

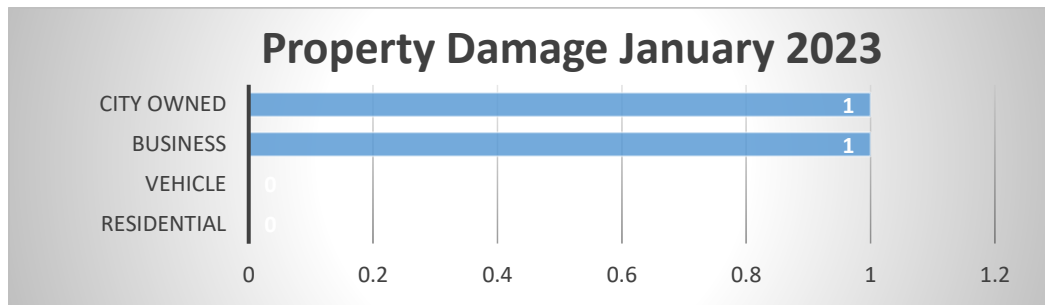
There were a total of 9 stealing offenses during the month of January 2023. They are broken down into the following categories.

Stealings January 2023



Property Damage:

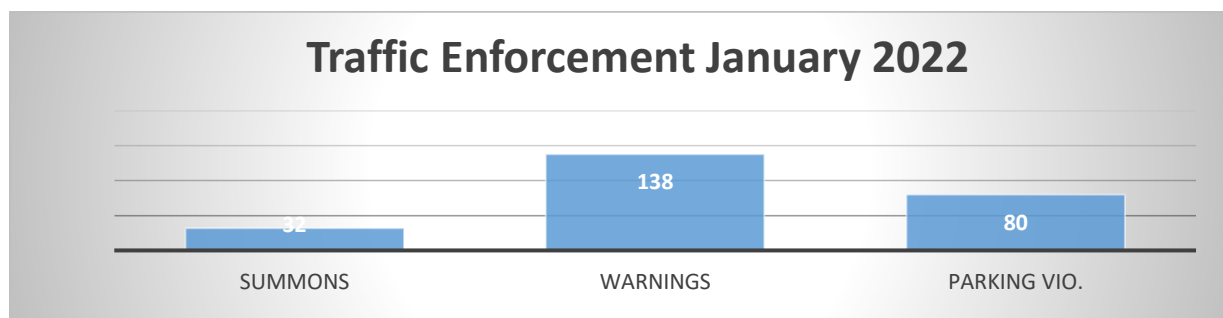
There were 2 Property Damage offenses during the month of January 2023. They are broken down into the following categories.



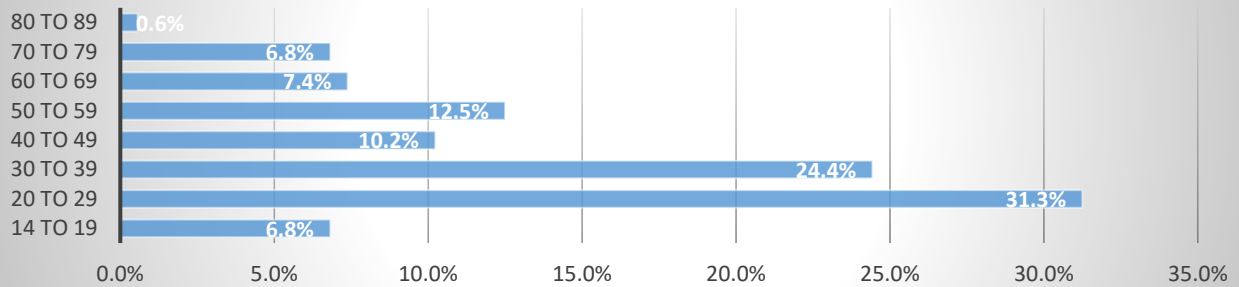
Traffic Enforcement:

There were 250 traffic enforcement actions taken for the month of January 2023. Those are broken down into 8 categories and displayed by ward.

January 2023					
Violation Category	Ward 1	Ward 2	Ward 3	Ward 4	Total
Signs, Signals	18	4	1	1	24
Hazardous Moving	1	2	6	0	9
Speeding	3	8	5	8	24
Equipment	2	5	5	0	12
Registration, Licensing	25	35	22	11	93
Financial Responsibility	1	0	4	0	5
Parking	39	21	11	9	80
Other Enforcement	0	1	1	1	3
	89	76	55	30	250



Violators by Age January 2023

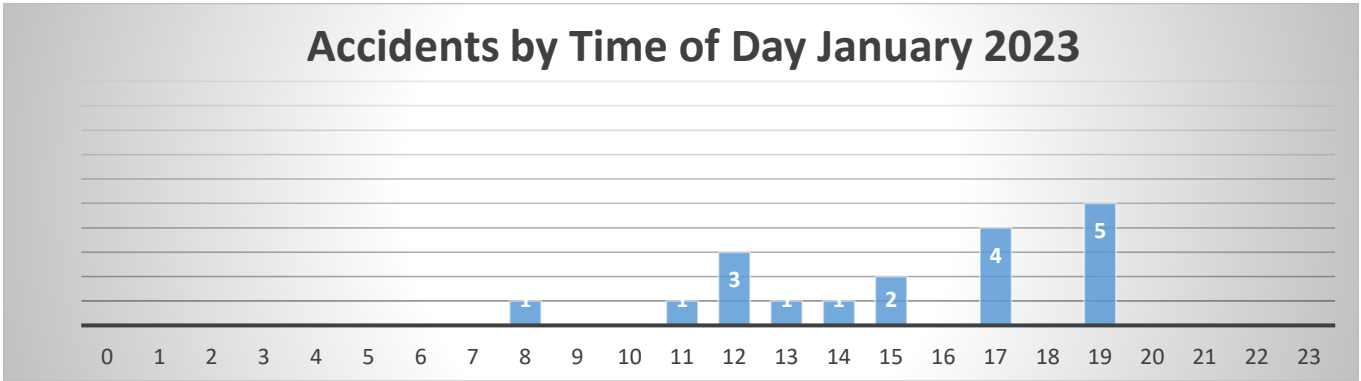
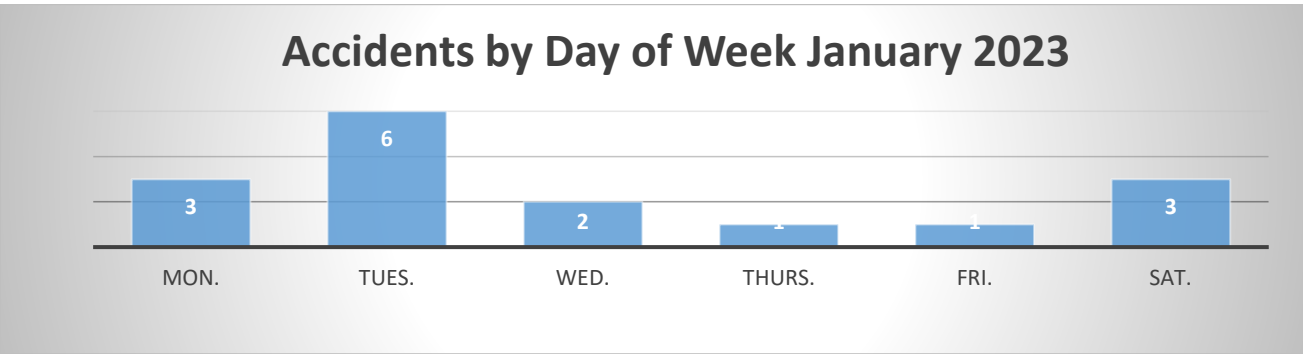
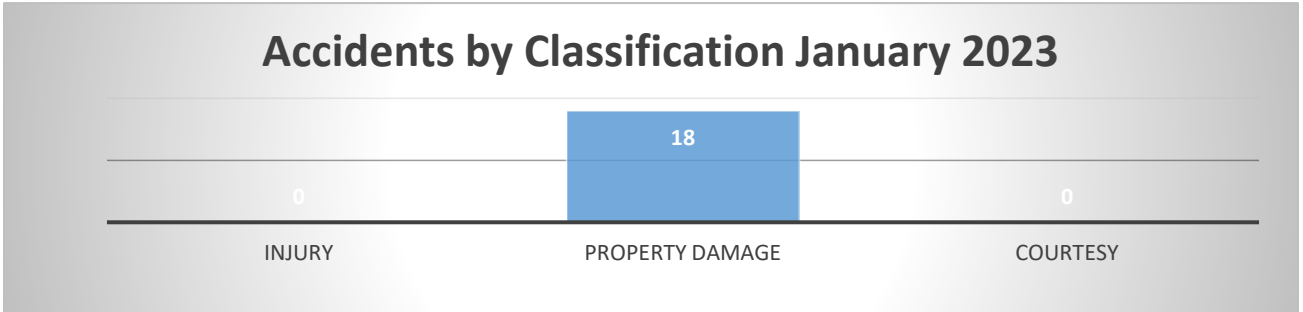


Traffic Enforcement Actions were taken on the following streets:

Enforcement	Locations	January	2023
Apex	3	Missy	3
Barberton	3	Montego	2
Big Bend	1	Old Sappington	8
Briarton	1	Paddock	3
Camelot	2	Pardee	4
Chatwood	2	Park Crestwood	10
Cherry Brook	1	Pine Spray	1
Clover	1	Rayburn	3
Coffey	1	Red Oak	1
Cordoba	1	Rusdon	1
Diversey	1	Samoa	2
East Watson	1	Sanders	6
Ewers	1	Sappington	42
Fieldcrest	1	Sappington Villa	1
Fox Creek	1	Spellman	1
Fox Park	1	Spitz	1
Ft. Donelson	1	Sturdy	2
Garber	2	Sunray	1
General Grant	3	Townhill	1
Glenwood	4	Trelane	2
Grant	1	Watson	83
Grovena	6	Watson Industrial	8
Lawndale	2	Westglen	1
Leawood	3	Whitecliff	1
Liggett	11	Woodbine	1
Lodge Pole	4		
Manda	2		

Traffic Accidents:

In January 2023 there were 18 Traffic Accidents. These accidents were of the following classifications.



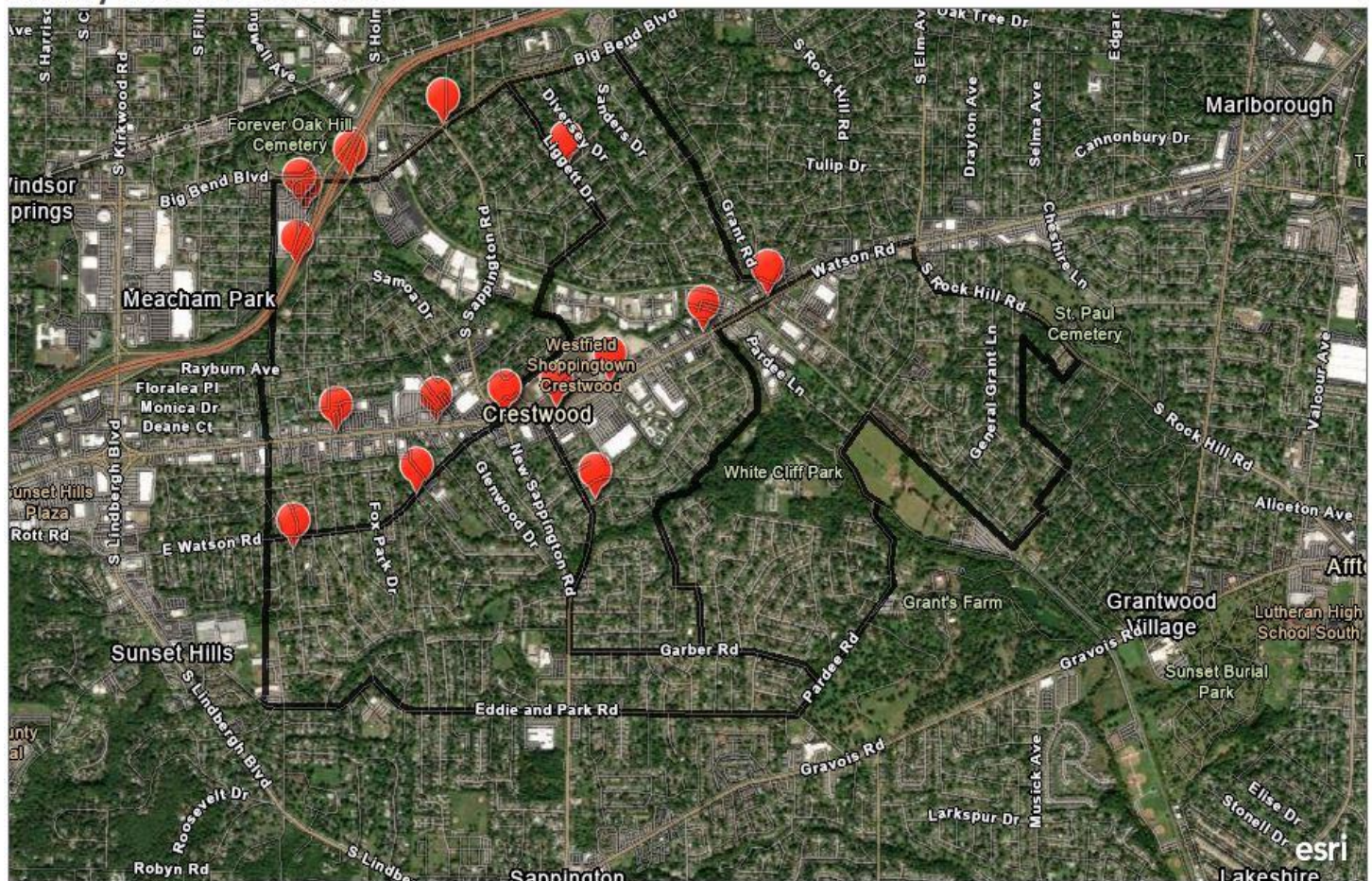
Accidents occurred at the following intersections.

Intersections	Jan-23
Liggett Dr / Briarton Dr	1
Lodge Pole Ln / Old Sappington Rd	1
Manda Ln / East Watson Rd	1
Red Oak Dr / East Watson Rd	1
Sappington Rd / Big Bend Blvd	1
Sappington Rd / Watson Rd	1
Watson Rd / Crestwood Plaza	3
Watson Rd / Glenwood Dr	1
Watson Rd / Grant Rd	1
Watson Rd / Sturdy Dr	1
Watson Rd / Watson Industrial	1

Accidents occurred on the following roadways.

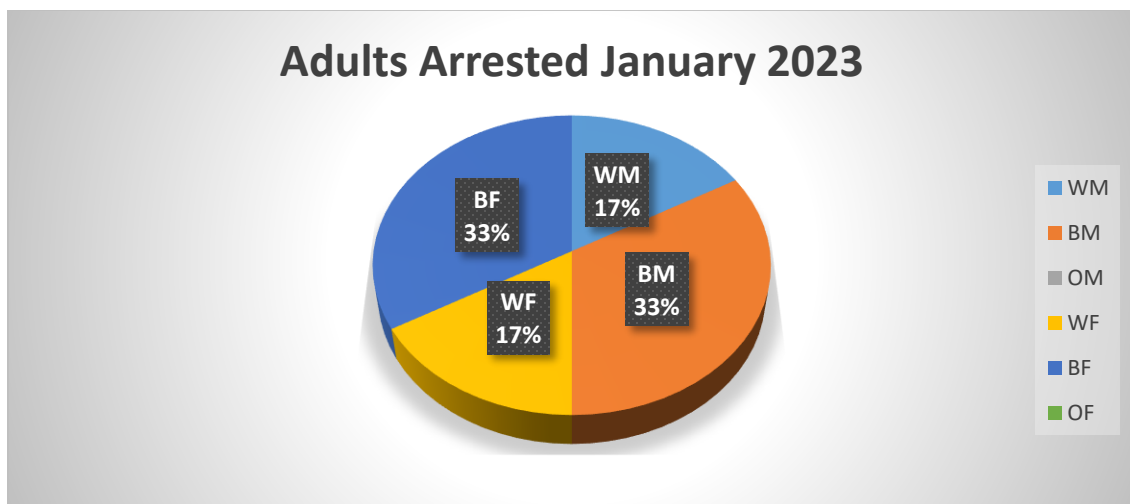
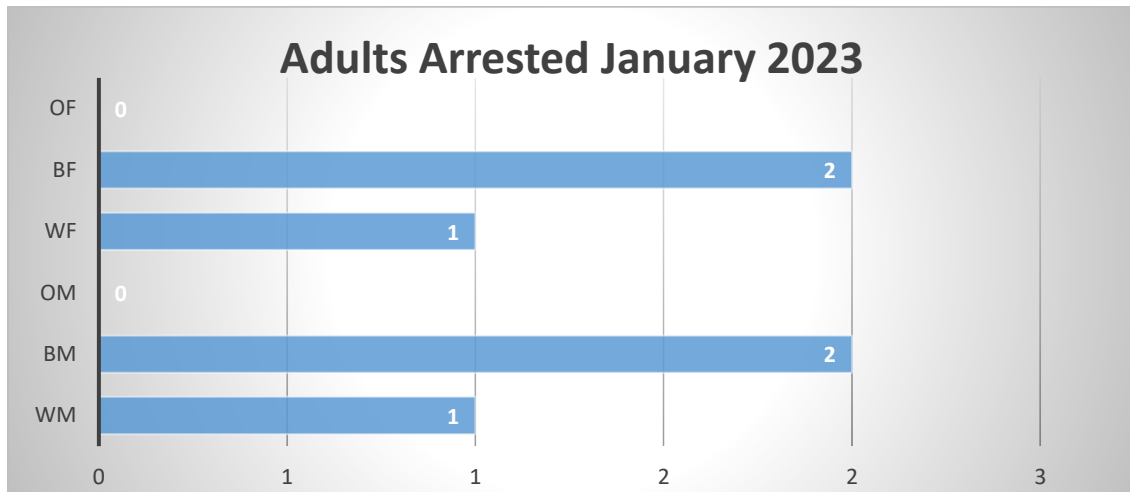
Accident Locations	Jan-23
I-44	3
Big Bend Blvd	2

January 2023 Traffic Accidents



Arrest Information:

There were 6 persons taken into custody in January 2023. The gender and ethnicity of those persons are as follows:



Response Times:

The average dispatch, en-route, and on-scene times for January 2023 are as follows.

Count:	Dispatch:	En-Route:	On-Scene:
454	00:01:20	00:01:36	00:17:02

Detective Bureau Performance:

As of January 2023, a total of 14 cases are still marked *Active*. Not counting those that are still *Active*, the clearance rate for the bureau in January was **64.3%**. That percentage is affected by a large number of cases from 2022 being cleared in January. The below charts reflect the work of the Detective Bureau YTD.

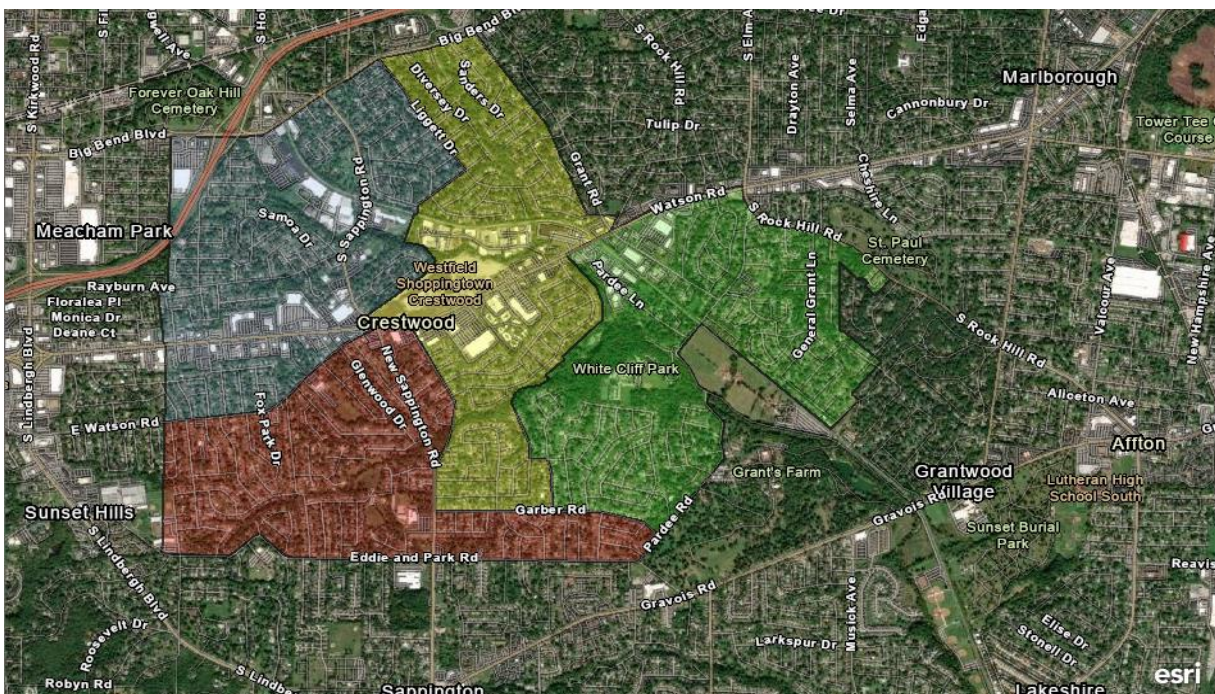
	Active Cases	Arrests	Total Cases Assigned YTD	Clearance %
Total	14	1	12	64.30%

	Inactive	Inactive %	Cleared with Arrest	Cleared with Arrest %
Total	5	35.70%	1	7.10%

	Exceptionally Cleared	Exceptionally Cleared %	Other	Other %
Total	8	57.10%	0	0.00%

In the nation, in 2019, 45.5 % of violent crimes and 17.2 % of property crimes were cleared by arrest or exceptional means according to the Criminal Justice Information Services Division.

Ward Incident Summary:



Ward 1:

In January 2023, there were 4 stealing offenses and 1 motor vehicle theft that occurred on Park Crestwood Dr reported in Ward 1. Five traffic accidents occurred on Watson Rd, Watson Industrial Park Dr, Lodge Pole Ln and Briarton Dr. Officers responded to 23 calls for suspicious activity on 15 different streets during the month of January. There was also 2 animal related calls, 20 people related calls, 1 family offense and 52 miscellaneous police calls reported.

Police handled 108 calls for service in Ward 1 in January 2023.

Ward 2:

In January 2023, there were three stealing offenses reported in Ward 2. Two fraud reports were taken for fraudulent activity on a bank account and identity theft. Police responded to 10 traffic accidents that occurred on Big Bend Blvd, I-44, Sappington Rd, and Watson Rd. There were 28 suspicious activity calls responded to on 13 different streets in Ward 2, along with 2 animal related calls, 1 juvenile offense, 26 people related calls and 119 miscellaneous police calls.

Police handled 191 calls for service in Ward 2 in January 2023.

Ward 3:

In January 2023 there were two stealing reports, and two property damage report taken. One fraud report was taken in Ward 3 for a fraudulent check being cashed. Police responded to 1 traffic accident on Grant Rd. There were 19 calls for suspicious activity on 12 different streets, and officers responded to 30 people related calls, 3 juvenile offenses, 2 animal related calls, and 41 miscellaneous police calls in Ward 3.

Police handled 101 calls for service in Ward 3 in January 2023.

Ward 4:

In January 2023 officers responded to 2 traffic accidents that occurred on Manda Ln and Red Oak Dr. The department received 4 calls for suspicious activity on 4 different streets, 15 people related calls, 1 juvenile offense, 1 animal related call, and 31 miscellaneous police calls.

Police handled 54 calls for service in Ward 4 in January 2023.

Calls for Service Locations:

Below is a chart showing every street the Crestwood Police Department responded to and how many times during January 2023.

Call Locations	Jan-23	Continued	Contd
ACORN DR	2	DALCREST LN	2
AMBERLEY DR	1	DEL VISTA DR	2
ANCHORAGE LN	1	DETJEN DR	35
APEX DR	1	DIANE LN	1
APPOMATTOX CT	1	DIVERSEY DR	3
ARBAN DR	1	E WATSON ROAD RD	5
ARROWWOOD DR	1	EDDIE AND PARK RD	4
BANYON DR	1	ELMONT LN	1
BANYON TREE CT	2	ETHERTON DR	2
BARBERTON DR	1	EWERS DR	1
BIG BEND BLVD	13	FERNLEAF DR	1
BLACKTHORN DR	2	FIELDCREST CT	2
BRIARTON DR	1	FIREBUSH DR	2
BULL RUN DR	1	FLAMINGO DR	1
BURNT OAK DR	1	FOX CREEK CT	2
BUXTON DR	7	FOX CREEK DR	1
CAMELOT LN	1	FOX PARK DR	2
CAMERA AVE	2	FT DONELSON DR	2
CAPILIA DR	1	GARBER RD	3
CHATWOOD TER	2	GENERAL GRANT CT	1
CHERRY BROOK LN	1	GENERAL GRANT LN	6
CLAY AVE	3	GLENCREST DR	2
CLOVERLEA DR	1	GLENWOOD DR	1
COFFEY DR	3	GRANT PARK DR	4
COLONEL DENT DR	1	GRANT RD	11
CONOVER LN	3	GRANT'S LOG CABIN LN	2
CORDOBA LN	3	GRANTWAY DR	1
CRAIGHURST TER	1	GREEN SPRINGS DR	1
CREST OAK LN	1	GREENVIEW DR	2
CRESTMoor DR	1	GROVENA DR	1
CRESTWOOD EXECUTIVE CENTER DR	3	HARWICH DR	1
CRESTWOOD MANOR DR	1	HAWKINS CT	1
CRESTWOOD PLAZA	2	HEATHER DR	1
CROMPTON CT	1	HEMINGWAY DR	1

Call Locations Cont	Jan-23	Continued	Cont
JOANN PL	3	ROBERT DEVES DR	1
JOSHUA DR	5	ROBYN RD	1
KATHY CT	1	ROSEBAY DR	2
LARCHWOOD CT	1	ROYAL ARMS CT	2
LARSEN LN	1	RUSDON LN	1
LAUREL HILL DR	1	S ROCK HILL ROAD RD	2
LAWNDALE DR	1	SAMOA DR	3
LEAWOOD DR	3	SANDERS DR	7
LIGGETT AVE	5	SAPPINGTON RD	13
LIGGETT DR	1	SAPPINGTON VILLA CT	1
LODGE DR	1	SIGNATURE LN	1
LODGE POLE LN	4	SILVER CREST DR	1
LOU CT	1	SKY CREST DR	1
LOWILL LN	1	SPITZ LN	2
MAEBERN TER	1	STURDY DR	1
MANDA LN	1	SUNRAY LN	2
MARY GLEN DR	7	TAHITI DR	4
MEADOWFERN DR	2	TOWER DR	1
MEDALLION CT	1	TRELANE AVE	2
MISSY CT	5	TWIN VISTA DR	1
PADDOCK CT	2	TWINCREST DR	2
PARDEE RD	4	WATSON INDUSTRIAL PARK DR	4
PARK CRESTWOOD DR	7	WATSON PLAZA	13
PAUL ADRIAN DR	1	WATSON RD	89
PENNANT LN	4	WATSON RIDGE DR	1
PINE SPRAY CT	2	WESTGLEN DR	2
PINELLAS DR	5	WHITECLIFF LN	8
RAYBURN AVE	1	WOODBINE DR	2
RED OAK DR	2	WOODHUE DR	1
RIDGEWOOD DR	5		