

Crestwood Police Department

November 2022 Public Report



December 12, 2022

The following represents the work performed by the Crestwood Police Department in November 2022

Calls for Service breakdown:

Crestwood Police Department responded to a total of 459 calls for service during the month of November. Those calls are broken down into offense/call natures and separated by wards.

Part I Offenses	Ward 1	Ward 2	Ward 3	Ward 4	Total
Murder	0	0	0	0	0
Rape - Sexual Assault	0	0	0	0	0
Robbery	0	0	0	0	0
Aggravated Assault	0	0	0	0	0
Burglary	1	0	0	0	1
Stealing	3	3	3	0	9
Property Damage	0	0	0	0	0
Motor Vehicle Theft	0	2	0	0	2
Arson	0	0	0	0	0
Total Part I	4	5	3	0	12

Part II Offenses	Ward 1	Ward 2	Ward 3	Ward 4	Total
Other Assaults	3	3	1	0	7
Frauds	0	3	0	1	4
Drug Offenses	1	0	0	0	1
Sex Offenses	0	0	0	0	0
Offenses Against Public Peace	0	0	0	0	0
Driving While Intoxicated	0	0	0	0	0
Traffic Accidents	3	10	5	4	22
Animal Related Calls	1	2	3	2	8
People Related	24	27	24	20	95
Juvenile Offenses	0	0	1	1	2
Non-Classified Suspicious Activity	20	45	6	13	84
Family Offenses	0	0	0	0	0
Miscellaneous Police Calls	51	119	33	21	224
Weapons Offenses	0	0	0	0	0
Total Part II	103	209	73	62	447

Total Calls For Service	107	214	76	62	459
--------------------------------	------------	------------	-----------	-----------	------------

5 Year comparison:

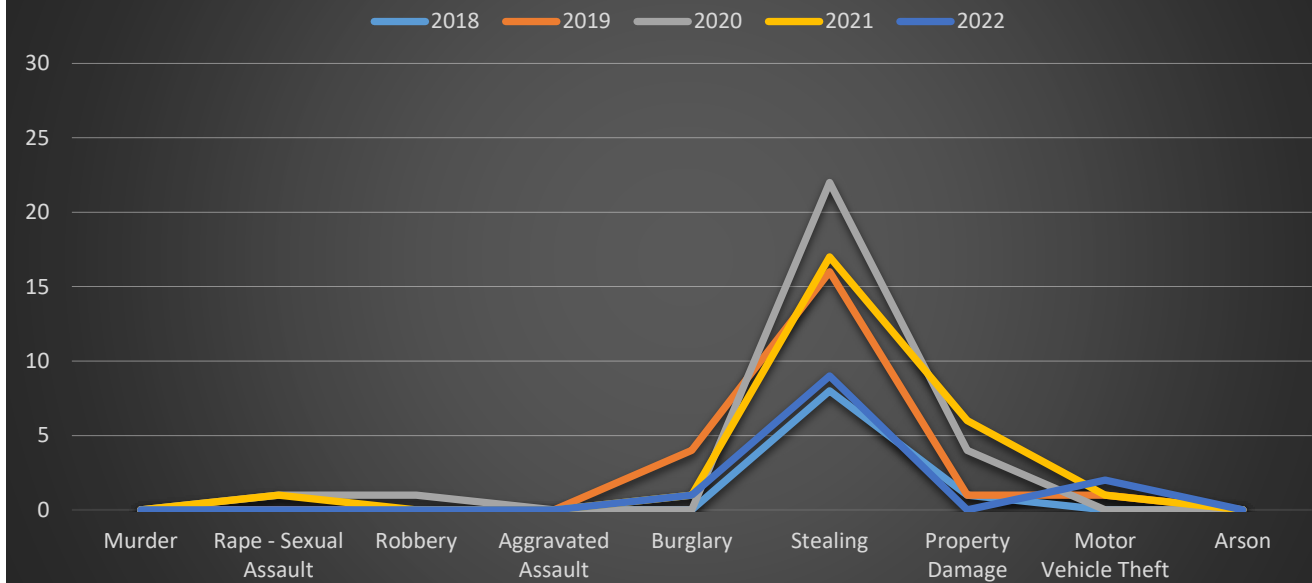
Below is a comparison of both Part I and Part II offenses for the month of October over the last 5 years.

Part I Offenses	2018	2019	2020	2021	2022	21-22 Change
Murder	0	0	0	0	0	0%
Rape - Sexual Assault	0	0	1	1	0	-100%
Robbery	0	0	1	0	0	0%
Aggravated Assault	0	0	0	0	0	0%
Burglary	0	4	0	1	1	0%
Stealing	8	16	22	17	9	-47%
Property Damage	1	1	4	6	0	-100%
Motor Vehicle Theft	0	1	0	1	2	100%
Arson	0	0	0	0	0	0%
Total	9	22	28	26	12	-54%

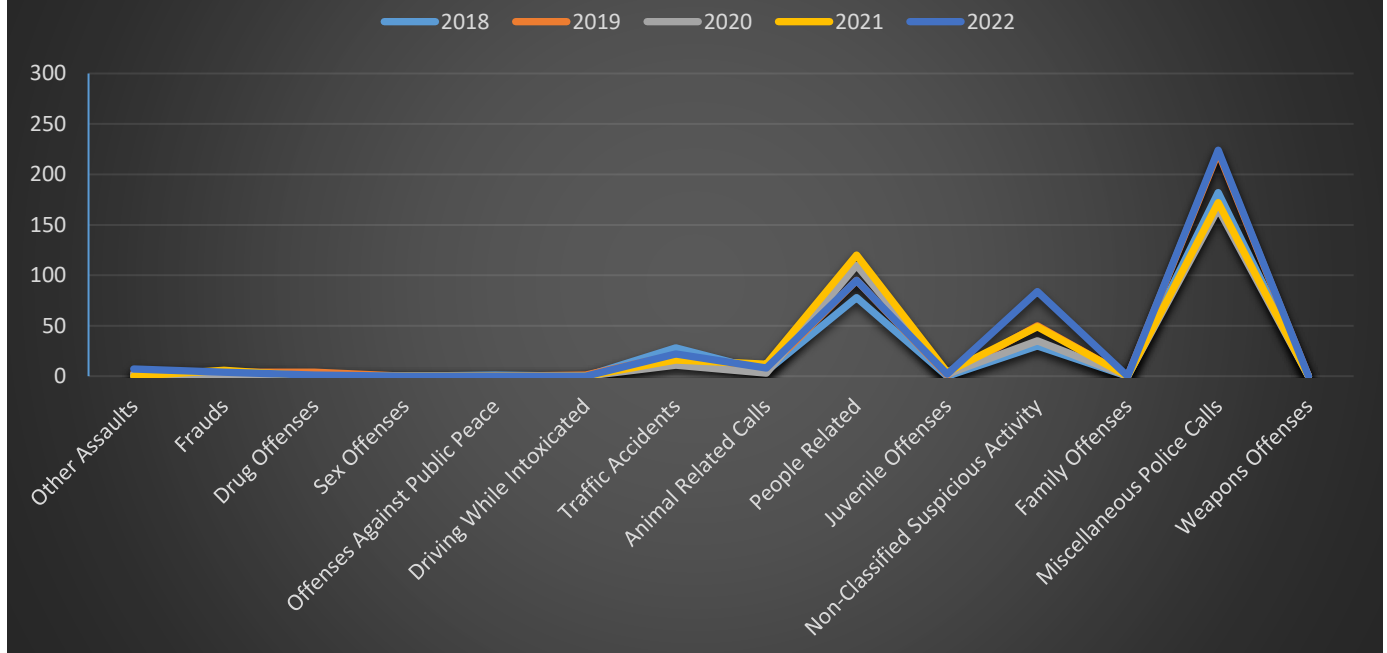
Part II Offenses	2018	2019	2020	2021	2022	21-22 Change
Other Assaults	0	3	2	0	7	700%
Frauds	4	4	1	6	4	-33%
Drug Offenses	0	4	0	0	1	100%
Sex Offenses	0	0	0	0	0	0%
Offenses Against Public Peace	1	0	0	0	0	0%
Driving While Intoxicated	0	1	0	0	0	0%
Traffic Accidents	28	21	11	16	22	38%
Animal Related Calls	5	6	3	12	8	-33%
People Related	78	95	110	120	95	-21%
Juvenile Offenses	0	1	2	4	2	-50%
Non-Classified Suspicious Activity	30	50	35	49	84	71%
Family Offenses	0	0	0	0	0	0%
Miscellaneous Police Calls	182	222	166	172	224	30%
Weapons Offenses	0	0	0	0	0	0%
Total	328	407	330	379	447	18%

Total	337	429	358	405	459	13%
--------------	------------	------------	------------	------------	------------	------------

November Part I Offenses



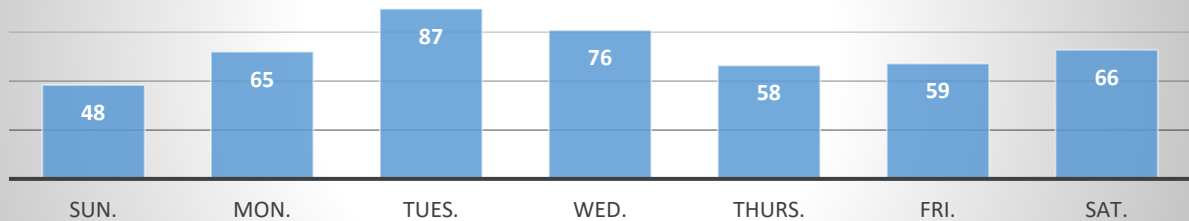
November Part II Offenses



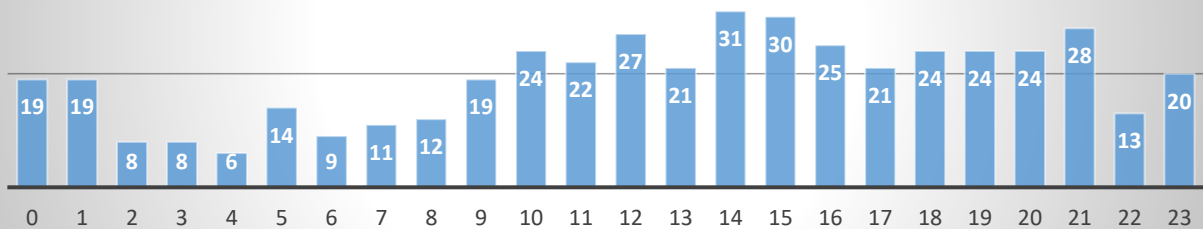
Calls for Service Breakdown:

Calls are broken down by day of the week and hour of the day.

Incidents by Day of Week November 2022



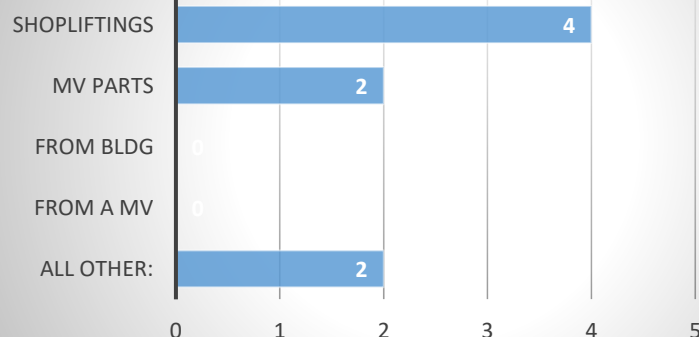
Incidents by Hour of Day November 2022



Stealing:

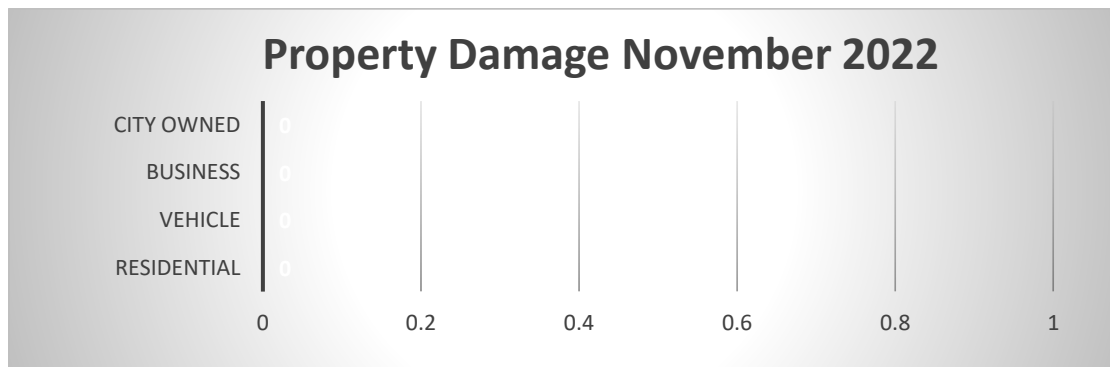
There were a total of 9 stealing offenses during the month of November 2022. They are broken down into the following categories.

Stealings November 2022



Property Damage:

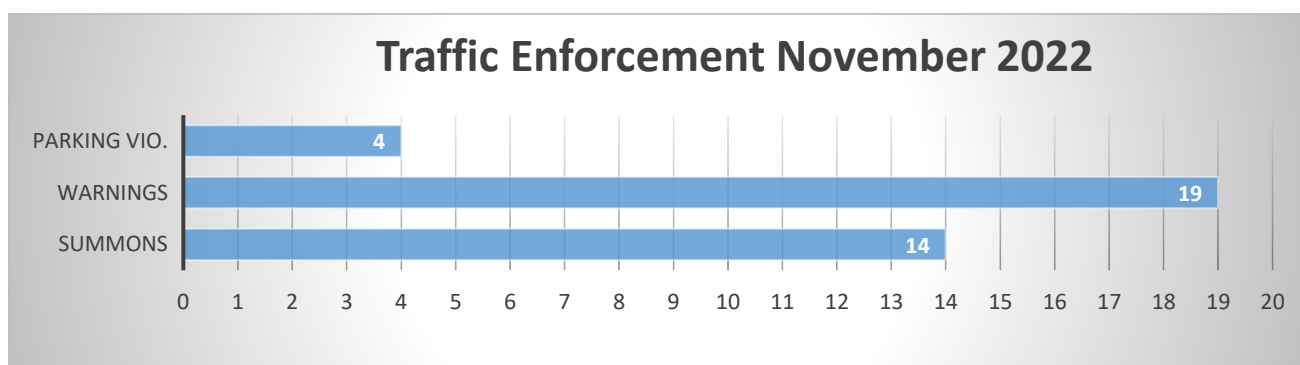
There were 0 Property Damage offenses during the month of November 2022. They are broken down into the following categories.



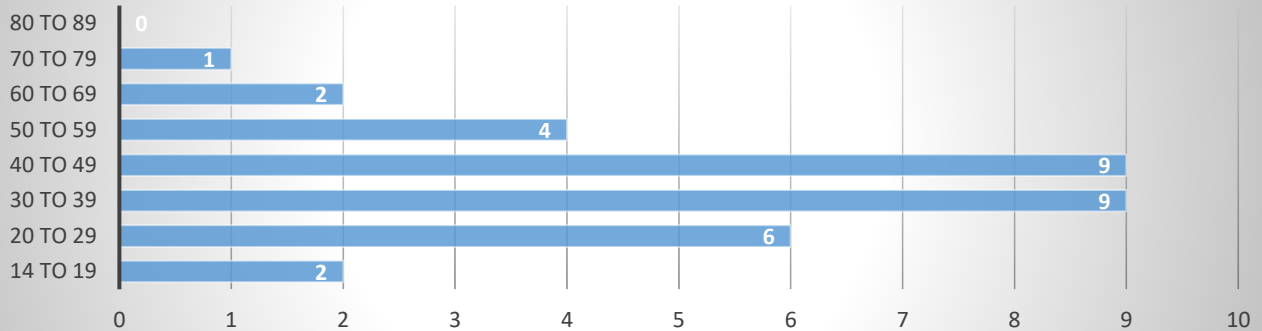
Traffic Enforcement:

There were 37 traffic enforcement actions taken for the month of November 2022. Those are broken down into 8 categories and displayed by ward.

November	2022				
Violation Category	Ward 1	Ward 2	Ward 3	Ward 4	Total
Signs, Signals	2	1	0	0	3
Hazardous Moving	2	0	0	0	2
Speeding	0	0	0	2	2
Equipment	1	0	3	1	5
Registration, Licensing	0	7	4	1	12
Financial Responsibility	0	0	0	0	0
Parking	2	1	0	1	4
Other Enforcement	3	5	1	0	9
	10	14	8	5	37



Violators by Age November 2022



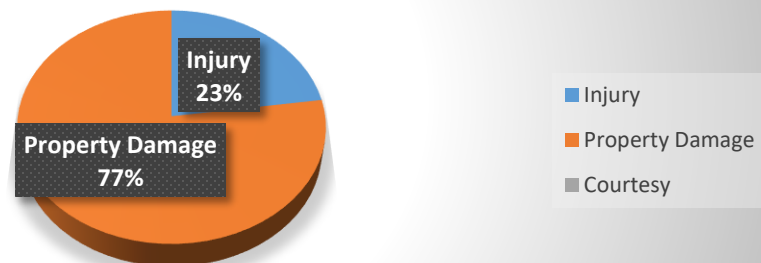
Traffic Enforcement Actions were taken on the following streets:

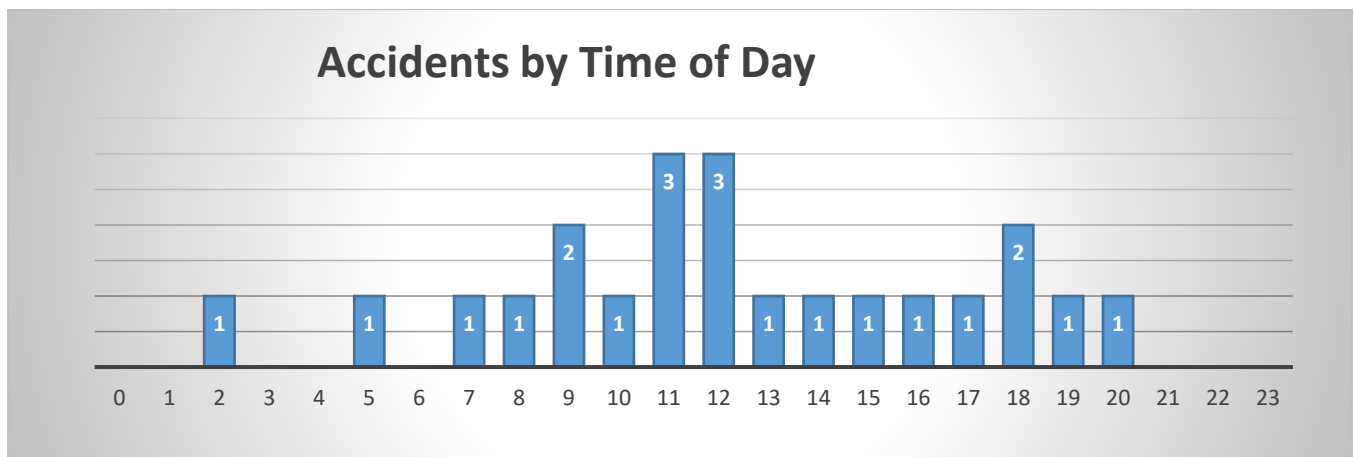
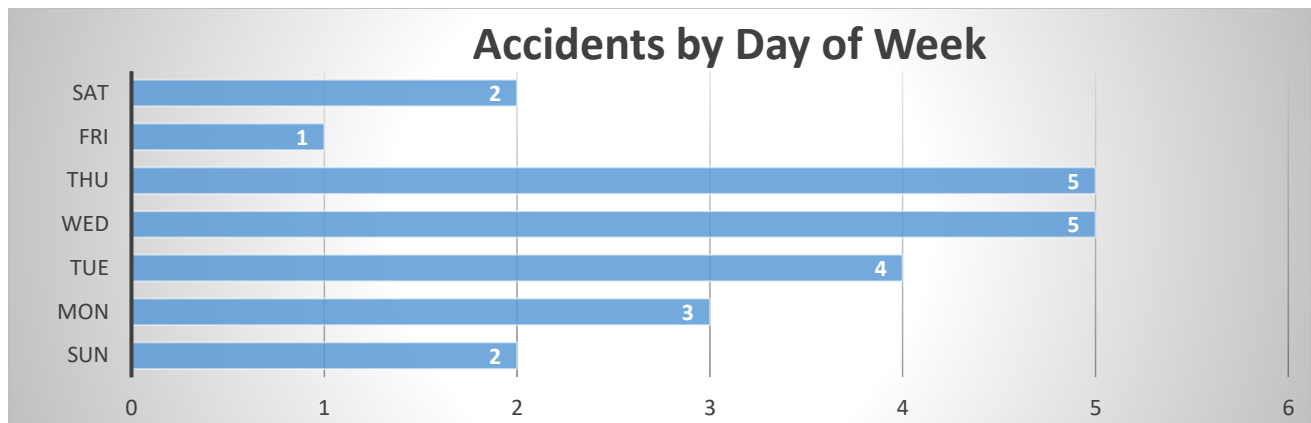
Enforcement	Locations	November	2022
Arban	1	Manda	1
Curwood	1	Old Sappington	2
Eudora	1	Pardee	2
Glenwood	1	Park Crestwood	2
Grant	1	Sappington	5
Grovena	1	Watson	14
I-44	3	Whitecliff	1
Lodge	1		

Traffic Accidents:

In November 2022 there were 22 Traffic Accidents. These accidents were of the following classifications.

Accidents by Classification November 2022

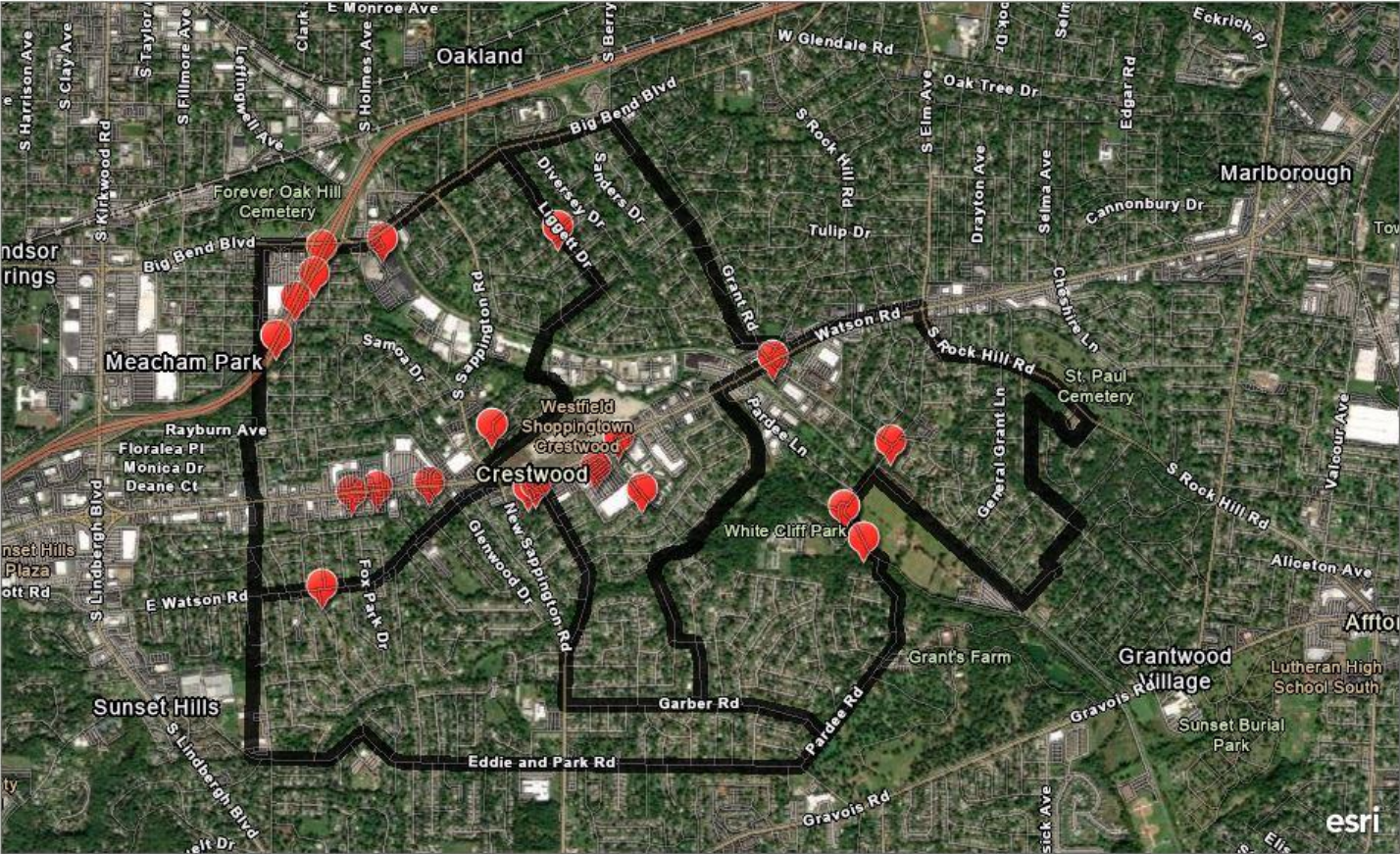




Accidents occurred at the following intersections.

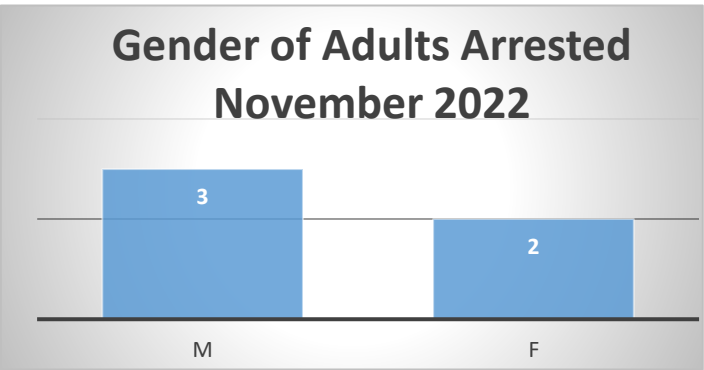
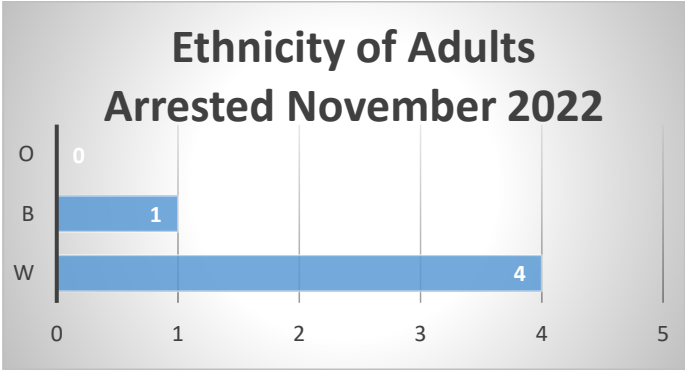
Intersections	Nov-22
Pardee Rd / Whitecliff Ln	2
Park Crestwood Dr / Mary Glen Dr	1
Watson Rd / Grant Rd	1
Watson Rd / Watson Ridge Dr	1
Watson Rd / Glenwood Dr	1
I-44 / Big Bend Blvd	4
Grant Rd / Pardee Rd	2
Liggett Dr / Ferndale Dr	1
Twincrest Dr / Greenview Dr	1
East Watson Rd / Townhill Dr	1
Watson Rd / Crestwood Plaza	1

November 2022 Accidents



Arrest Information:

There were 5 persons taken into custody in November 2022. The gender and ethnicity of those persons are as follows:



Response Times:

The average dispatch, en-route, and on-scene times for November 2022 are as follows.

Count:	Dispatch:	En-Route:	On-Scene:
459	00:01:58	00:02:37	00:19:10

Detective Bureau Performance:

In November, 57 supplemental reports and 0 original reports were written with 1 physical arrest made. 2 cases were *Cleared by Arrest*, 11 were *Cleared Exceptionally*, 0 were cleared by other means, and 3 were inactivated. A total of 22 cases are still marked *Active*. Not counting those that are still *Active*, the clearance rate for the bureau up to and including November was **55.0%** percent. That percentage is up from 51.2% in October. The below charts reflect the work of the detective bureau YTD.

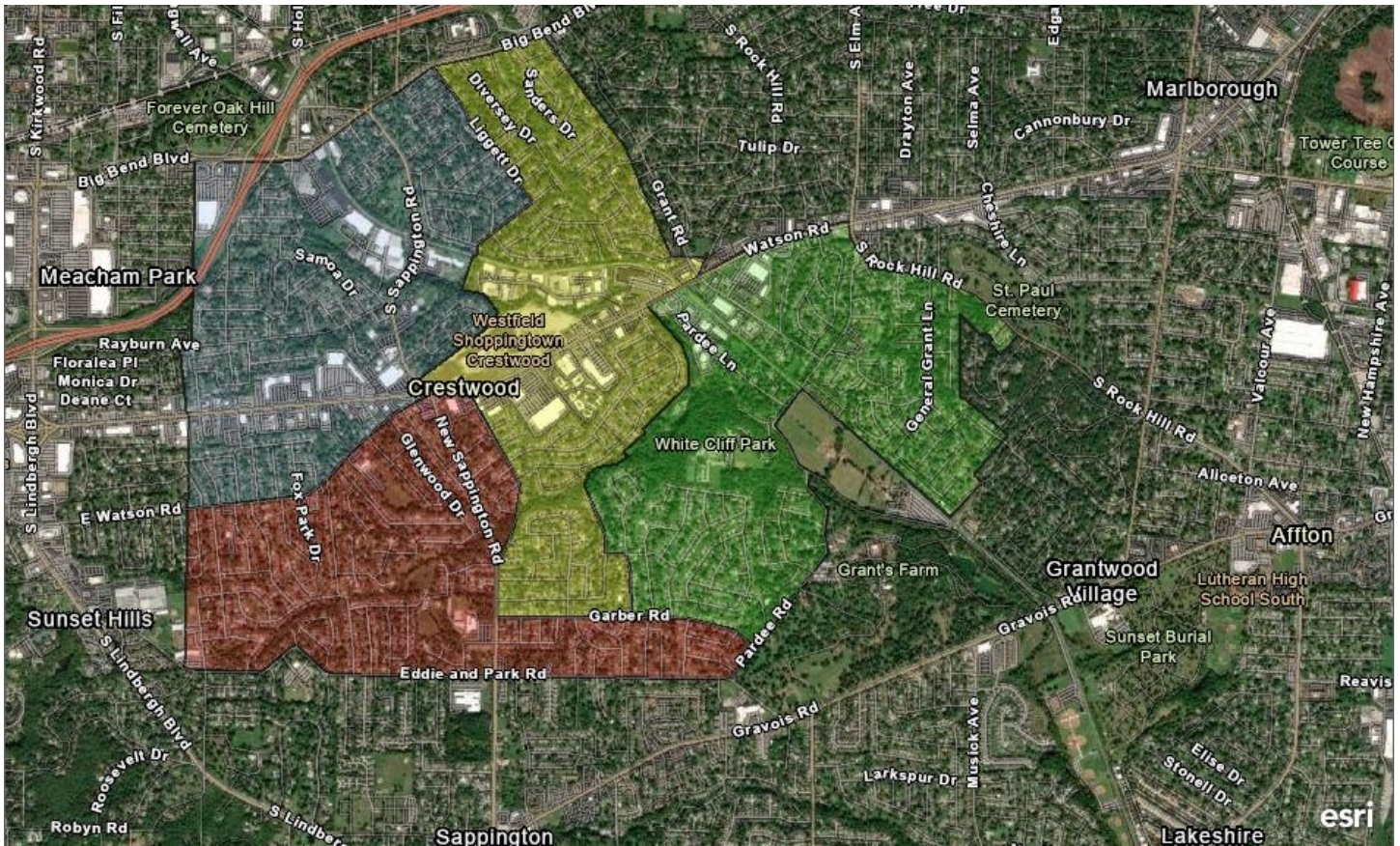
	Active Cases	Arrests	Total Cases Assigned YTD	Clearance %
Total	22	29	202	55.00%

	Inactive	Inactive %	Cleared with Arrest	Cleared with Arrest %
Total	81	45.00%	24	13.30%

	Exceptionally Cleared	Exceptionally Cleared %	Other	Other %
Total	66	36.70%	9	5.00%

In the nation, in 2019, 45.5 % of violent crimes and 17.2 % of property crimes were cleared by arrest or exceptional means according to the Criminal Justice Information Services Division.

Ward Incident Summary:



Ward 1:

In November 2022, there was one burglary and three stealing offenses reported in Ward 1. There were three minor assaults reported and one person was taken into custody for a drug offense. Three traffic accidents occurred on Watson Rd and Park Crestwood Dr. Officers responded to 20 calls for suspicious activity on 9 different streets during the month of November. There was also 1 animal related call, 24 people related calls, and 51 miscellaneous police calls reported.

Police handled 107 calls for service in Ward 1 in November 2022.

Ward 2:

In November 2022, there were three stealing offenses, and two motor vehicle thefts reported. Three minor assaults occurred and three fraud reports were taken, for fraudulent use of credit cards at Sam's Club. Police responded to ten traffic accidents that occurred on Big Bend Blvd, I-44, Liggett Ave, Twincrest Dr, and Watson Rd. There were 45 suspicious activity calls responded to on 17 different streets in Ward 2, along with two animal related calls, 27 people related calls and 119 miscellaneous police calls.

Police handled 214 calls for service in Ward 2 in November 2022.

Ward 3:

In November 2022 there were three stealing reports and one report of a minor assault was taken. Police responded to five traffic accidents on Grant Rd, Pardee Rd, and Watson Rd. There were six calls for suspicious activity on six different streets, and officers responded to 24 people related calls, three animal related calls, one juvenile offense, and 33 miscellaneous police calls in Ward 3.

Police handled 76 calls for service in Ward 3 in November 2022.

Ward 4:

In November 2022 officers took one fraud report for a telephone scam. Four traffic accidents occurred on East Watson Rd and Watson Rd. The department received 13 calls for suspicious activity on 12 different streets, 20 people related calls, two animal related calls, one juvenile offense, and 21 miscellaneous police calls.

Police handled 62 calls for service in Ward 4 in November 2022.

Calls for Service Locations:

Below is a chart showing every street the Crestwood Police Department responded to and how many times during November 2022.

Call Locations	Nov-22	Continued	Contd
ACORN DR	4	DETJEN DR	25
AMBERLEY DR	1	DEVES DR	2
ANACONDA DR	1	DIVERSEY DR	3
ANCHORAGE LN	1	EAST WATSON RD	1
APEX DR	1	EDDIE AND PARK RD	3
APPOMATTOX CT	2	ELMONT LN	1
ARBAN DR	2	ETHERTON DR	1
ARROWWOOD DR	2	EUDORA CT	2
ASPEN DR	2	EWERS DR	1
BALI CT	1	FERN GLEN DR	1
BANBURY CT	1	FERNDAL DR	1
BARDMONT DR	1	FIELDCREST CT	1
BIG BEND BLVD	28	FIELDCREST DR	1
BROOKVIEW DR	2	FIREBUSH DR	1
BUXTON DR	2	FOX CREEK CT	1
CAMERA AVE	1	GALLOP LN	2
CHASEBURY TER	2	GARBER RD	2
CHATWOOD TER	4	GENERAL GRANT LN	3
CHERRY BROOK LN	2	GLEN ROSE DR	1
CLOVERLEA DR	1	GLENCREST DR	1
CLYDESDALE DR	1	GLENWOOD DR	5
COFFEY CT	2	GRANT FARM TRL	1
CONOVER LN	2	GRANT HAVEN DR	1
CORDOBA LN	1	GRANT PARK DR	1
CORNISH DR	1	GRANT RD	15
CREST OAK LN	3	GRANTWOOD COVE LN	1
CRESTWOOD DR	3	GRANTWOOD OAKS CT	1
CRESTWOOD MANOR DR	2	GREENVIEW DR	2
CRESTWOOD PLZ	2	GROVENA DR	2
CROMPTON CT	1	HARWICH DR	3
CURWOOD DR	2	HEATHER DR	1
DALCREST LN	2	HEMINGWAY DR	1
DALLWOOD DR	1	HIGH AVE	3
DEL VISTA DR	2	I-44	5

Call Locations Cont	Nov-22	Continued	Cont
JOANN PL	1	RICHTER LN	1
JOSHUA DR	3	ROBERT DEVES DR	1
KATHY CT	1	ROSEBAY DR	1
LARCHWOOD CT	1	ROYAL ARMS CT	3
LARSEN LN	3	S ROCK HILL RD	2
LAUREL CREST DR	1	SANDERS DR	3
LAUREL HILL DR	1	SAPPINGTON RD	16
LAVANT DR	1	SESSIONS AVE	1
LAWNDALE DR	1	SHERYL ANN DR	1
LIGGETT AVE	3	SILVER CREST DR	1
LODGE DR	5	SPELLMAN AVE	1
LODGE POLE LN	7	STARLING DR	1
LOWILL LN	1	STURDY DR	1
LURLINE DR	1	SUNRAY LN	2
MANDA LN	2	TEA ROSE CT	1
MARY GLEN DR	4	TEA ROSE LN	1
MEADOWFERN DR	1	TOWNHILL DR	2
MEDALLION CT	2	TRELANE AVE	1
MISSY CT	1	TRILLIUM DR	1
MONTEGO DR	1	TWINCREST DR	6
MOUNTAIN ASH TRL	1	WATSON INDUSTRIAL PARK	5
OLD SAPPINGTON RD	1	WATSON PLZ	9
PARDEE RD	1	WATSON RD	110
PARK CRESTWOOD DR	17	WATSON RIDGE DR	1
PARKSHIRE CT	1	WATSON WOODS	2
PINELLAS DR	5	WESTGLEN DR	1
RAYBURN AVE	2	WHITECLIFF LN	5
RECO AVE	5	WOODBINE DR	1

Prepared By: Hannah Wilson 326 12/12/2022