

# **Crestwood Police Department**

## **Third Quarter 2022 Public Report**



**October 12, 2022**

The following represents the work performed by the Crestwood Police Department during Third Quarter 2022

## 5 Year Comparison of Quarters Part 1 Crimes / Part 2 Crimes:

Part I Offenses	2018	2019	2020	2021	2022	21-22 Change
Murder	0	0	0	0	0	0%
Rape - Sexual Assault	0	0	0	0	0	0%
Robbery	0	0	4	0	0	0%
Aggravated Assault	0	0	1	0	0	0%
Burglary	1	2	7	1	4	300%
Stealing	49	68	35	45	32	-29%
Property Damage	15	10	12	15	13	-13%
Motor Vehicle Theft	3	3	3	3	14	1100%
Arson	0	0	0	1	0	-100%
<b>Total</b>	<b>68</b>	<b>83</b>	<b>62</b>	<b>65</b>	<b>63</b>	<b>-3%</b>

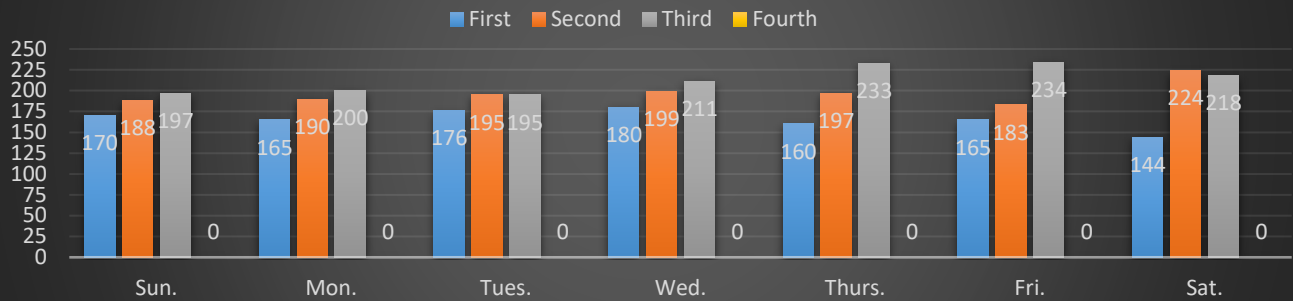
Part II Offenses	2018	2019	2020	2021	2022	21-22 Change
Other Assaults	4	4	1	1	4	300%
Frauds	19	19	7	15	12	-20%
Drug Offenses	5	8	0	4	1	-75%
Sex Offenses	3	0	1	1	0	-100%
Offenses Against Public Peace	6	3	0	0	0	0%
Driving While Intoxicated	0	0	1	8	0	-800%
Traffic Accidents	57	55	48	49	43	-12%
Animal Related Calls	21	17	8	40	33	-18%
People Related	230	222	275	340	306	-10%
Juvenile Offenses	4	0	11	18	7	-61%
Non-Classified Suspicious Activity	156	132	94	214	273	28%
Family Offenses	0	3	7	5	3	-40%
Miscellaneous Police Calls	624	796	571	579	743	28%
Weapons Offenses	1	0	2	2	0	-100%
<b>Total</b>	<b>1130</b>	<b>1259</b>	<b>1026</b>	<b>1276</b>	<b>1425</b>	<b>12%</b>

<b>Total</b>	<b>1198</b>	<b>1342</b>	<b>1088</b>	<b>1341</b>	<b>1488</b>	<b>11%</b>
--------------	-------------	-------------	-------------	-------------	-------------	------------

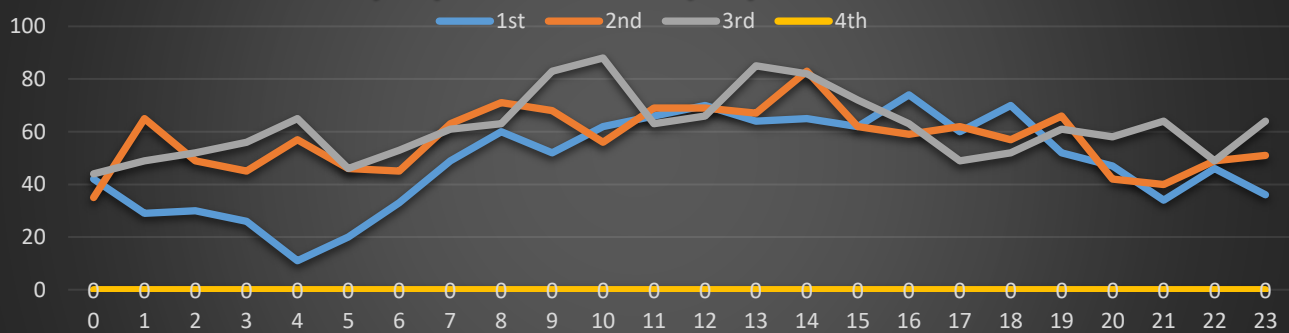
## Calls for Service Breakdown:

Calls are broken down by day of the week and hour of the day.

## Activity by Day of Week by Quarter 2022



## Activity by Hour of Day by Quarter 2022



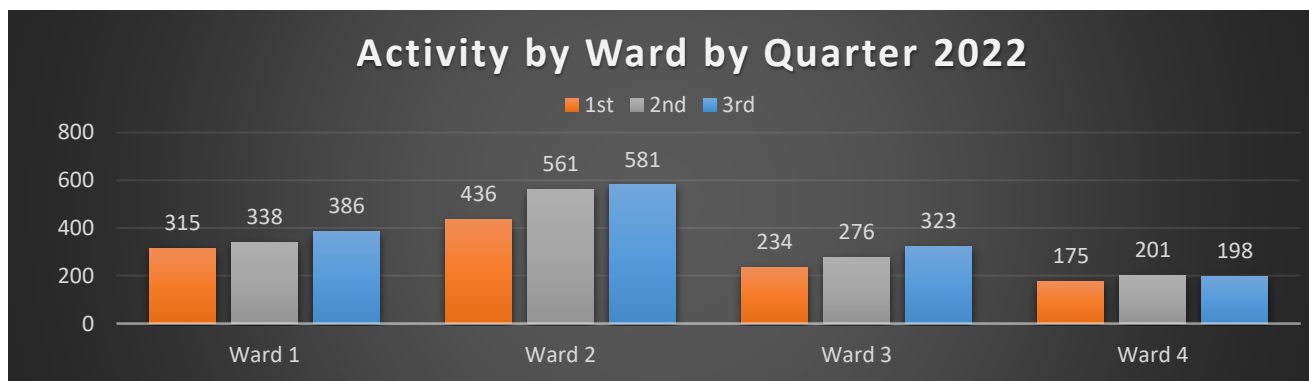
## Calls for Service by Ward:

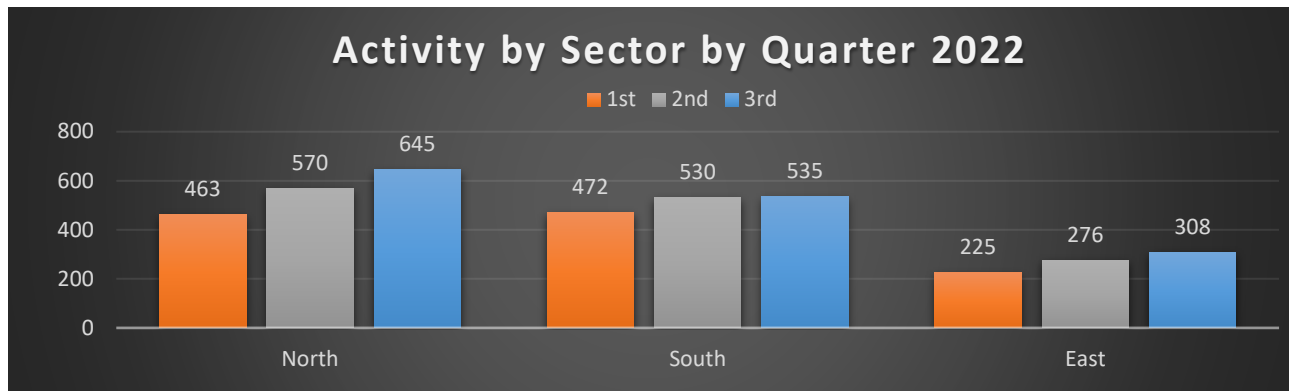
Part I Offenses	Ward 1	Ward 2	Ward 3	Ward 4	Total
Murder	0	0	0	0	0
Rape - Sexual Assault	0	0	0	0	0
Robbery	0	0	0	0	0
Aggravated Assault	0	0	0	0	0
Burglary	1	1	2	0	4
Stealing	8	15	8	1	32
Property Damage	6	4	0	3	13
Motor Vehicle Theft	5	6	2	1	14
Arson	0	0	0	0	0
<b>Total Part I</b>	<b>20</b>	<b>26</b>	<b>12</b>	<b>5</b>	<b>63</b>

Part II Offenses	Ward 1	Ward 2	Ward 3	Ward 4	Total
Other Assaults	2	2	0	0	4
Frauds	4	7	0	1	12
Drug Offenses	1	0	0	0	1
Sex Offenses	0	0	0	0	0
Offenses Against Public Peace	0	0	0	0	0
Driving While Intoxicated	0	0	0	0	0
Traffic Accidents	3	23	8	9	43
Animal Related Calls	12	10	5	6	33
People Related	80	76	86	64	306
Juvenile Offenses	2	3	1	1	7
Non-Classified Suspicious Activity	81	98	59	35	273
Family Offenses	0	2	0	1	3
Miscellaneous Police Calls	181	334	152	76	743
Weapons Offenses	0	0	0	0	0
<b>Total Part II</b>	<b>366</b>	<b>555</b>	<b>311</b>	<b>193</b>	<b>1425</b>

<b>Total Calls For Service</b>	<b>386</b>	<b>581</b>	<b>323</b>	<b>198</b>	<b>1488</b>
--------------------------------	------------	------------	------------	------------	-------------

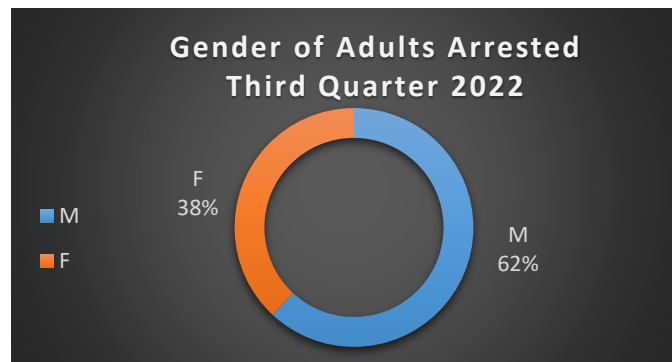
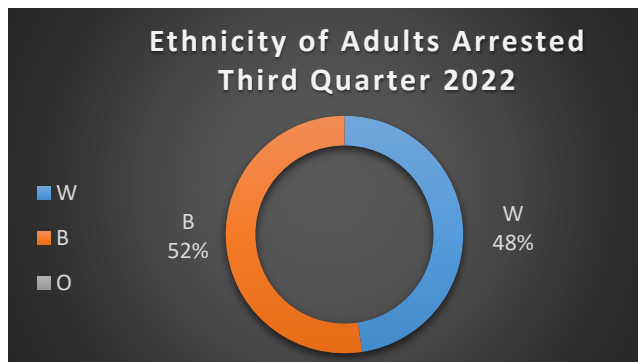
## Activity by Ward and Sector:





## Arrest Information:

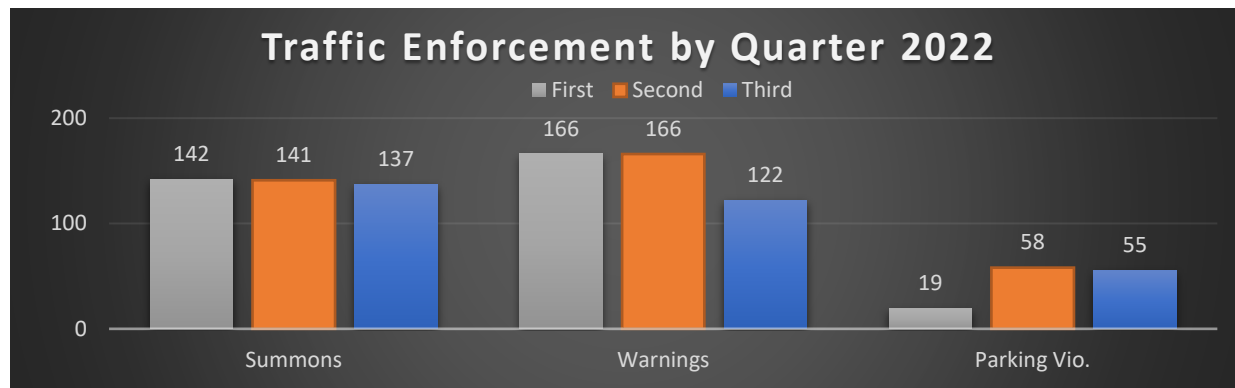
There were 21 persons taken into custody during the Third Quarter of 2022. The gender and ethnicity of those persons are as follows:



## Traffic Enforcement:

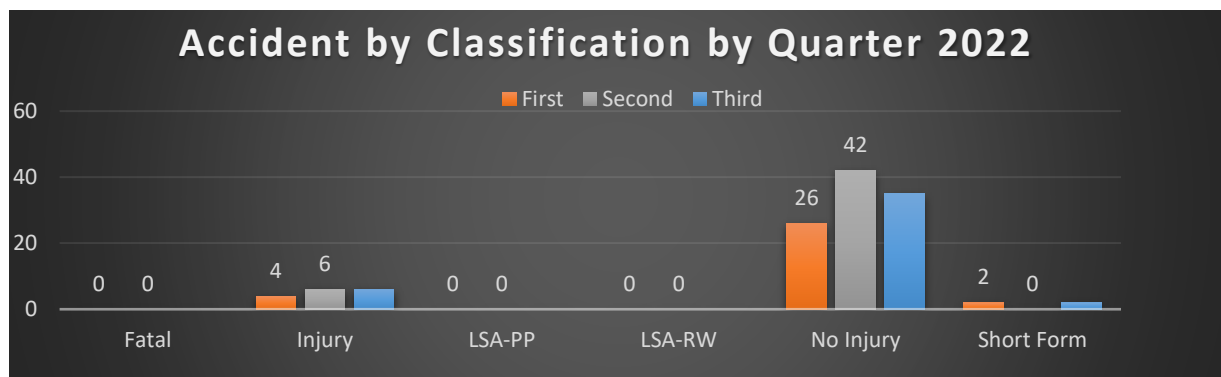
There were 314 traffic enforcement actions taken for the Third Quarter of 2022. Those are broken down into 8 categories and displayed by ward.

Third Quarter	2022				
Violation Category	Ward 1	Ward 2	Ward 3	Ward 4	Total
Signs, Signals	11	5	2	2	20
Hazardous Moving	5	5	4	4	18
Speeding	1	6	10	21	38
Equipment	2	6	10	4	22
Registration, Licensing	27	35	37	25	124
Financial Responsibility	4	3	2	2	11
Parking	16	18	15	5	54
Other Enforcement	11	9	2	5	27
	77	87	82	68	314

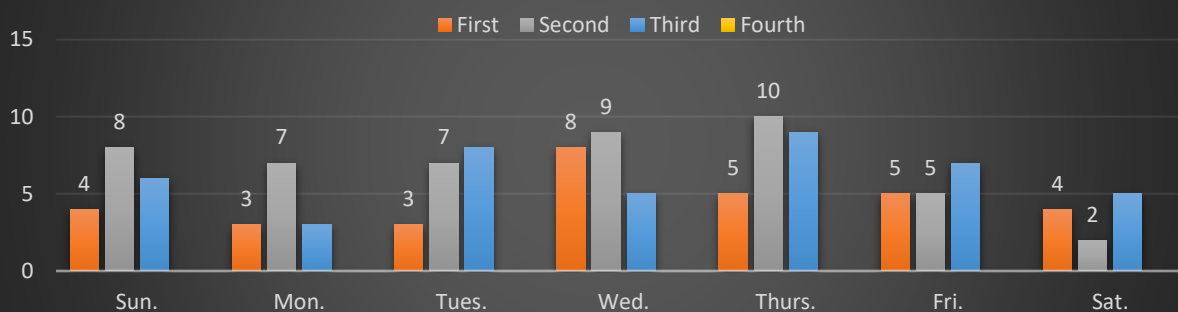


## Traffic Accidents:

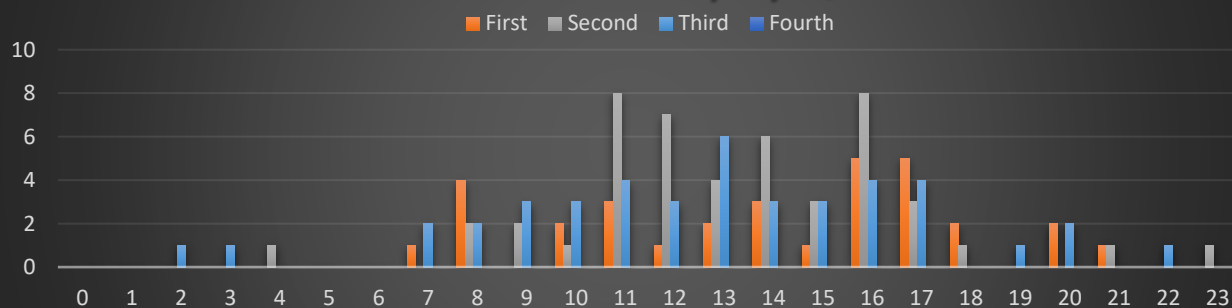
In the Third Quarter of 2022 there were 43 Traffic Accidents. These accidents were of the following classifications.



## Accident Day of Week by Quarter 2022

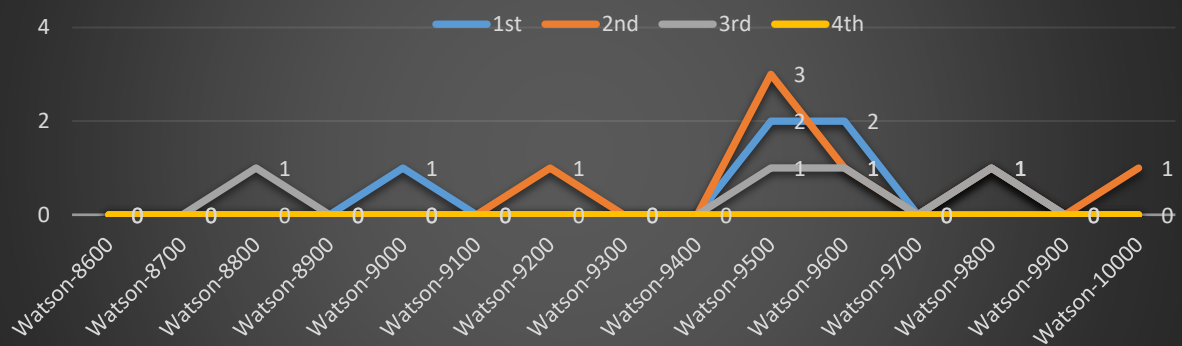


## Accident Time of Day by Quarter 2022



Accident Locations	Third Quarter 2022
Watson	13
Sappington	5
I-44	5
Big Bend	5
Pardee Rd.	2
Grant Rd.	1
East Watson	2
Liggett	1
Beth	1
Flamingo	1
General Grant	1
Honeywood	1
Kathy	1
Leawood	1
Manda	1
Samoa	1
Whitecliff	1

## Accidents on Watson by Quarter 2022



Accident Causes Third Quarter	2022
None	3
Vehicle Defect	1
Speed--Exceeded Limit	3
Violation Signal / Sign	2
Failed to Yield	5
Drugs	1
Vision Obstructed	1
Improper Backing	3
Improper Turn	2
Improperly Parked	1
Following Too Closely	3
Improper Lane Usage / Change	4
Overcorrected	1
Distracted / Inattentive	7
Other Distractions / Inattention	1
Unknown	3
Other	2



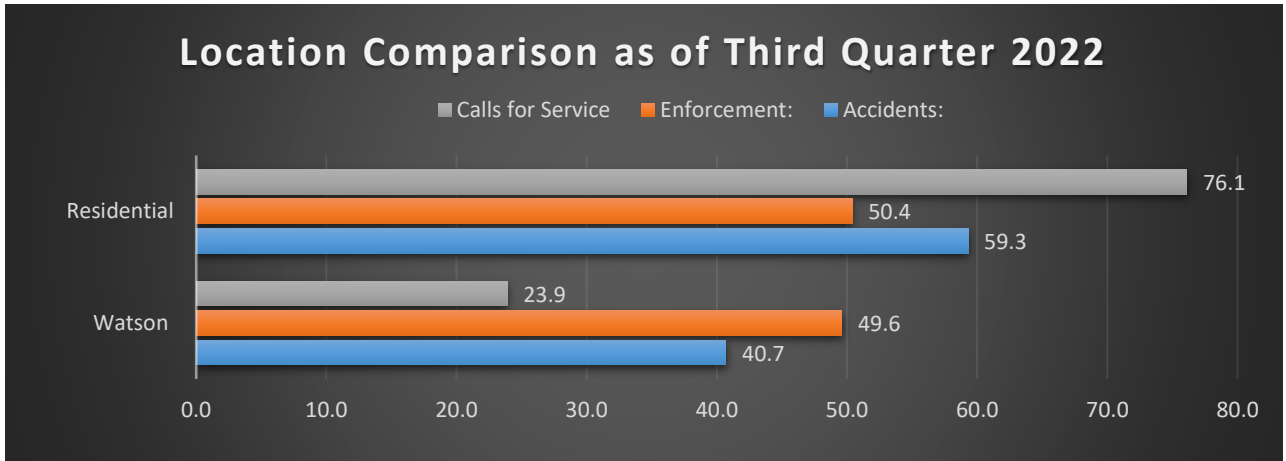
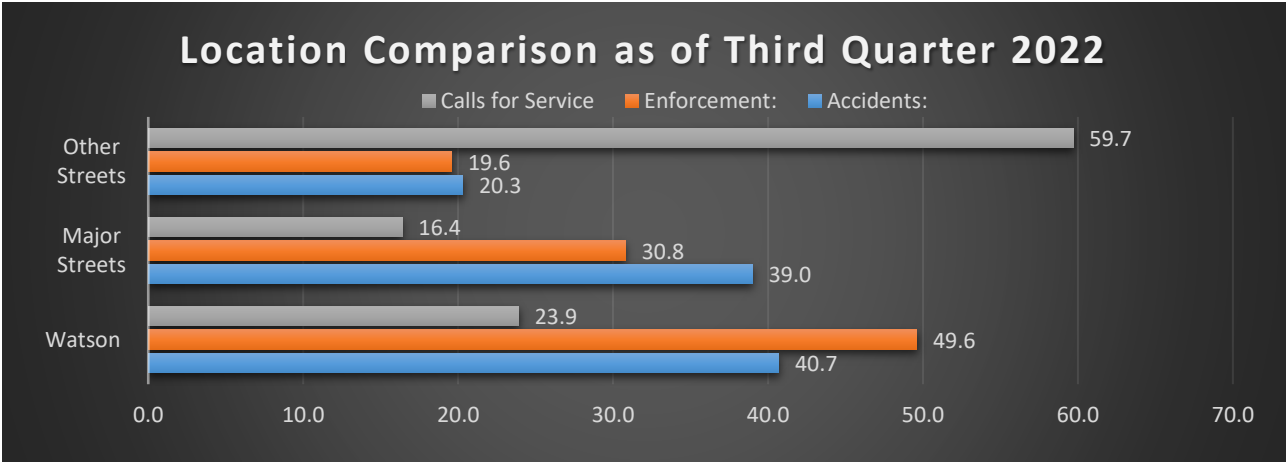
Accident Intersections	Third Quarter 2022
Watson & Grant	5
Watson & Center Plaza Exit	1
Watson & Sappington	1
Watson & Glenwood	2
Watson & Sturdy	1
Watson & Starling	1
Sappington & Big Bend	1
Sappington & Rayburn	1
Sappington & Garber	1
Pardee & Laurel Hill	1
Pardee & Garden Rock	1
I-44 & Big Bend	5
Liggett Dr & Tower Dr	1
Leawood Dr & Liggett Dr	1
East Watson Rd & Del Vista Dr	1
General Grant Ln & Rock Hill Rd	1
Honeywood Dr & Arrowwood Dr	1
Beth Dr & Bardmont Dr	1
Flamingo Dr & Piinewood Dr	1
Kathy Ct & Richview Dr	1
Manda Ln & Glenfield Ter	1
Samoa Dr & Montego Dr	1

## Response Times:

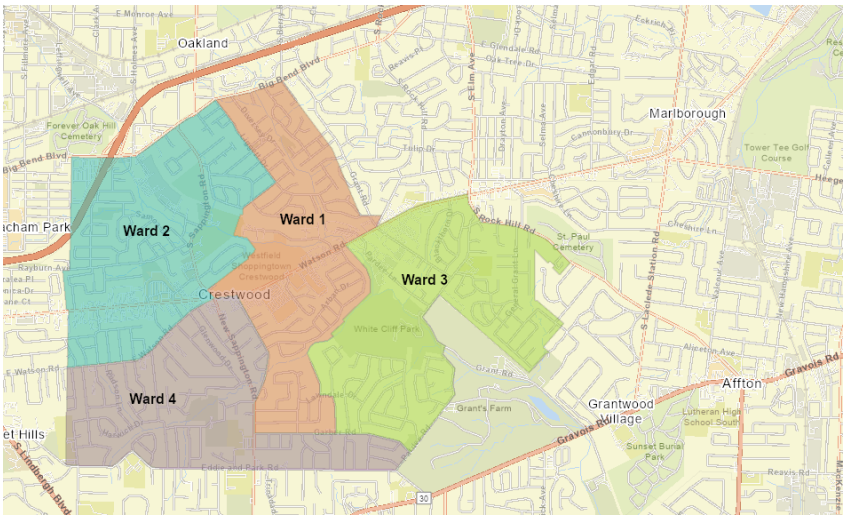
The average dispatch, en-route, and on-scene times for the Third Quarter of 2022 are as follows.

Count:	Dispatch:	En-Route:	On-Scene:
1488	00:01:39	00:02:34	00:21:11

Location Comparison:



Ward Map:



## Calls for Service Locations:

Below is a chart showing every street the Crestwood Police Department responded to and how many times during the Third Quarter of 2022.

Call Locations	Third Quarter	Continued	Contd
Watson	311	Capilia	4
Sappington	55	Carrimae	4
Old Sappington	4	Cassia	3
I-44	11	Chasebury	3
Big Bend	58	Chatwood	2
Pardee Rd	13	Cherry Brook	6
Pardee Ln.	14	Clay	4
Grant Rd	41	Clover	5
East Watson	10	Cloverlea	2
Garber	14	Clydesdale	5
Liggett	16	Coffey Ct.	5
		Conover	14
Acorn	2	Cordoba Ln	5
Amberley	4	Cordoba Ct	2
Anchorage	1	Cornish	1
Apex	9	Craighurst	2
Appomattox	2	Craigwood	5
Arban	13	Crest Oak	4
Arrowwood	3	Crestwood Dr.	1
Aspen	2	Crestwood Executive	4
Attucks	1	Crestwood Manor	1
Bali	1	Crompton	5
Banbury	2	Curwood	5
Banyon	1	Dalcrest	1
Barberton	1	Dallwood	8
Bardmont	2	David Scott	2
Belmar	2	Del Vista	11
Blackthorn	2	Desmond	1
Briarton	6	Detjen	86
Brookview	4	Diversey	14
Bull Run	4	Dublin	1
Burnt Oak	5	Eddie & Park	10
Buxton	8	Elmont	3
Camelot	3	Etherton	10

Call Locations Cont	Third Quarter	Continued	Cont
Eudora	6	Honeywood	1
Ewers	4	Hutchins	2
Fern Glen	1	Joann	4
Ferndale	5	Joshua	16
Fernleaf	1	Lantana	2
Fieldcrest	1	Larsen	1
Flamingo	7	Laurel Crest	2
Fournier	2	Lavant	3
Fox Creek Ct.	8	Lawndale	3
Fox Park	5	Leawood	4
Ft. Donelson	3	Leelaine	4
Ft. Henry	1	Liggett Ct	1
Gallop	2	Lindenhurst	2
Garden Rock	3	Lodge	7
General Grant Ct.	2	Lodge Pole	18
General Grant Ln.	12	Lowill	6
Gillespie	6	Madeira	4
Glen Rose	3	Manda	9
Glencrest	1	Maple Grove	2
Glenfield	4	Marsan	1
Glenwood	16	Mary Glen	19
Grant Farm Trail	1	Meadowfern	8
Grant Park	4	Medallion	2
Grant Ridge	2	Missy	5
Grant's Log Cabin Ln.	3	Montego	2
Greenview	8	Norcross	2
Grovena	3	Oakridge	3
Hartsdale	1	Pardee Forest	2
Harwich	8	Park Crestwood	43
Heather	6	Parkshire	1
Hemingway	2	Pennant	1
High	1	Pine Spray	1
High Hill	8	Pinellas	9
Holmes	2	Pinewood	2

Call Locations Cont	Third Quarter	Continued	Cont
Queenston	5	Starling	2
Rayburn	10	Sturdy	6
Raycrest	2	Stylecrest	1
Reco	10	Sun Country	4
Red Oak	6	Sunray	13
Richter	2	Tahiti	4
Ridgewood	2	Tea Rose	3
Robert Deves	1	Tower	1
Rock Forest	6	Townhill	6
Roger Lee	1	Trelane	12
Rosebay	2	Tremont	3
Royal Arms	12	Twincrest	11
Rusdon	2	Ulysses	1
Rusticwood Tr.	1	Vauk	1
Samoa	3	Villa Crest	1
Sanders	13	Volz	2
Sappington Villa	3	Watson Industrial	6
Satinwood	1	Watson Plaza	16
Sessions	11	Watson Woods	2
Sheryl Ann	1	Whitecliff	32
Shoppers	1	Wildwood	1
Silver Crest	2	Woodbine	4
Sky Crest	3	Woodhue	2
Spellman	5	Yorkshire Estates	6