

# **Crestwood Police Department**

## **September 2022 Public Report**



**October 13, 2022**

The following represents the work performed by the Crestwood Police Department in September 2022

## Calls for Service breakdown:

Crestwood Police Department responded to a total of 446 calls for service during the month of September. Those calls are broken down into offense/call natures and separated by wards.

Part I Offenses	Ward 1	Ward 2	Ward 3	Ward 4	Total
Murder	0	0	0	0	0
Rape - Sexual Assault	0	0	0	0	0
Robbery	0	0	0	0	0
Aggravated Assault	0	0	0	0	0
Burglary	0	0	2	0	2
Stealing	3	6	1	1	11
Property Damage	4	0	0	0	4
Motor Vehicle Theft	0	0	1	0	1
Arson	0	0	0	0	0
<b>Total Part I</b>	<b>7</b>	<b>6</b>	<b>4</b>	<b>1</b>	<b>18</b>

Part II Offenses	Ward 1	Ward 2	Ward 3	Ward 4	Total
Other Assaults	0	1	0	0	1
Frauds	1	2	0	1	4
Drug Offenses	0	0	0	0	0
Sex Offenses	0	0	0	0	0
Offenses Against Public Peace	0	0	0	0	0
Driving While Intoxicated	0	0	0	0	0
Traffic Accidents	1	6	3	4	14
Animal Related Calls	6	4	0	3	13
People Related	21	14	21	16	72
Juvenile Offenses	1	1	0	1	3
Non-Classified Suspicious Activity	27	28	19	10	84
Family Offenses	0	1	0	1	2
Miscellaneous Police Calls	52	121	42	20	235
Weapons Offenses	0	0	0	0	0
<b>Total Part II</b>	<b>109</b>	<b>178</b>	<b>85</b>	<b>56</b>	<b>428</b>

<b>Total Calls For Service</b>	<b>116</b>	<b>184</b>	<b>89</b>	<b>57</b>	<b>446</b>
--------------------------------	------------	------------	-----------	-----------	------------

## 5 Year comparison:

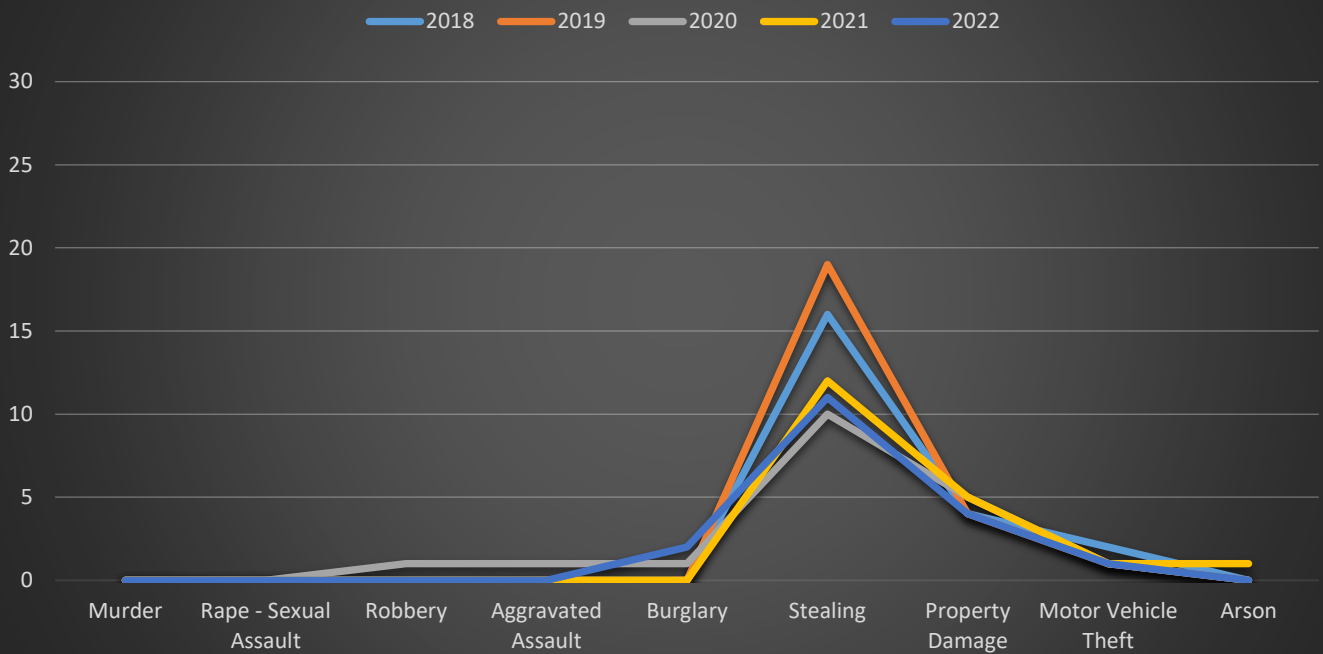
Below is a comparison of both Part I and Part II offenses for the month of September over the last 5 years.

Part I Offenses	2018	2019	2020	2021	2022	21-22 Change
Murder	0	0	0	0	0	0%
Rape - Sexual Assault	0	0	0	0	0	0%
Robbery	0	0	1	0	0	0%
Aggravated Assault	0	0	1	0	0	0%
Burglary	0	0	1	0	2	200%
Stealing	16	19	10	12	11	-8%
Property Damage	4	4	5	5	4	-20%
Motor Vehicle Theft	2	1	1	1	1	0%
Arson	0	0	0	1	0	-100%
<b>Total</b>	<b>22</b>	<b>24</b>	<b>19</b>	<b>19</b>	<b>18</b>	<b>-5%</b>

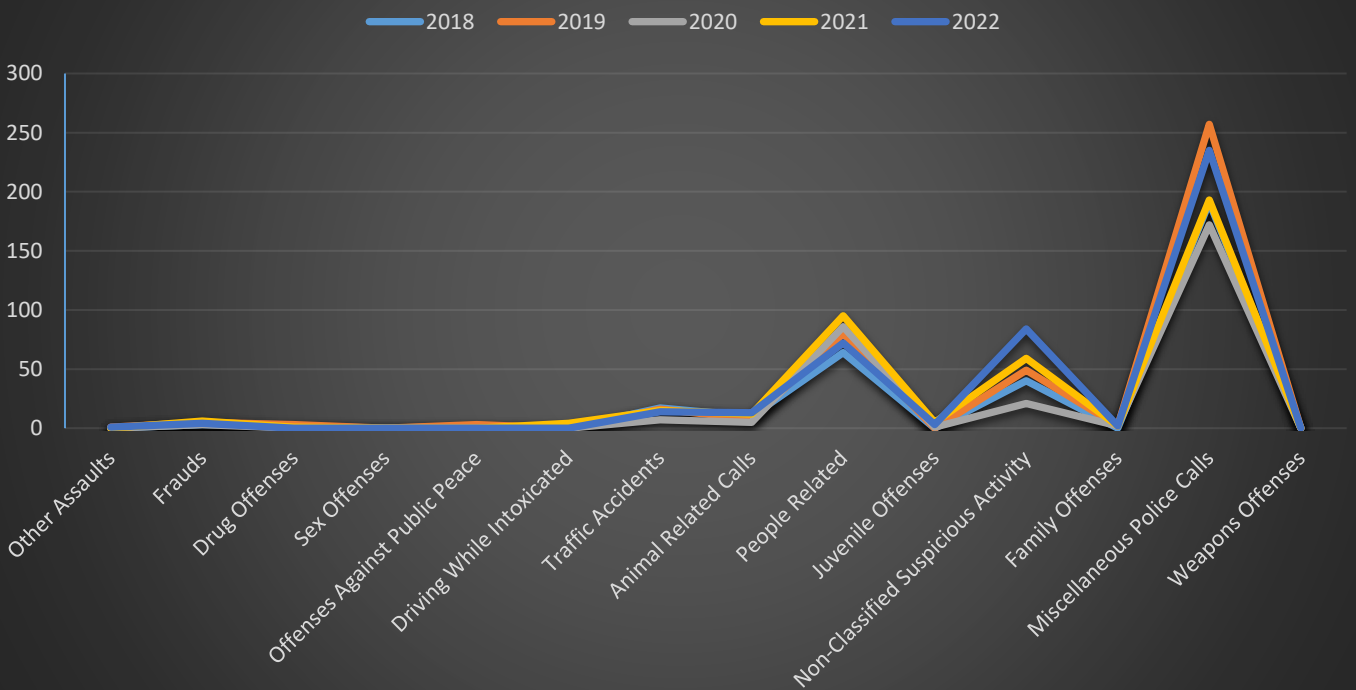
Part II Offenses	2018	2019	2020	2021	2022	21-22 Change
Other Assaults	0	1	0	0	1	100%
Frauds	3	5	3	6	4	-33%
Drug Offenses	2	3	0	1	0	-100%
Sex Offenses	0	0	0	0	0	0%
Offenses Against Public Peace	2	3	0	0	0	0%
Driving While Intoxicated	0	0	0	4	0	-100%
Traffic Accidents	17	16	7	15	14	-7%
Animal Related Calls	10	8	5	12	13	8%
People Related	64	80	86	95	72	-24%
Juvenile Offenses	0	0	1	5	3	-40%
Non-Classified Suspicious Activity	40	49	21	59	84	42%
Family Offenses	0	2	2	2	2	0%
Miscellaneous Police Calls	191	257	172	193	235	22%
Weapons Offenses	0	0	0	0	0	0%
<b>Total</b>	<b>329</b>	<b>424</b>	<b>297</b>	<b>392</b>	<b>428</b>	<b>9%</b>

<b>Total</b>	<b>351</b>	<b>448</b>	<b>316</b>	<b>411</b>	<b>446</b>	<b>9%</b>
--------------	------------	------------	------------	------------	------------	-----------

## September Part I Offenses



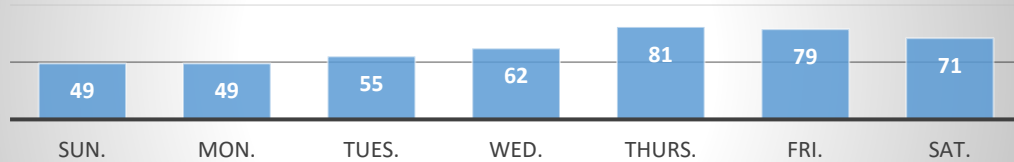
## September Part II Offenses



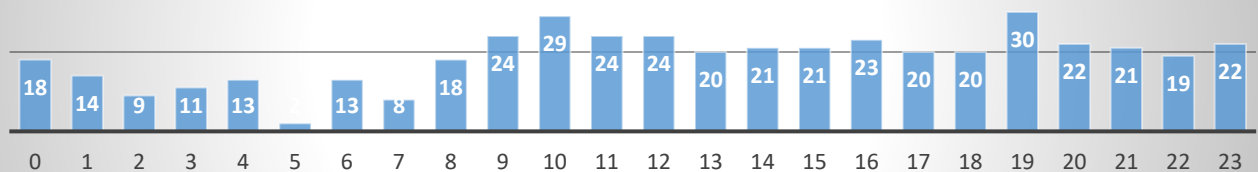
## Calls for Service Breakdown:

Calls are broken down by day of the week and hour of the day.

### Activity by Day of Week September 2022



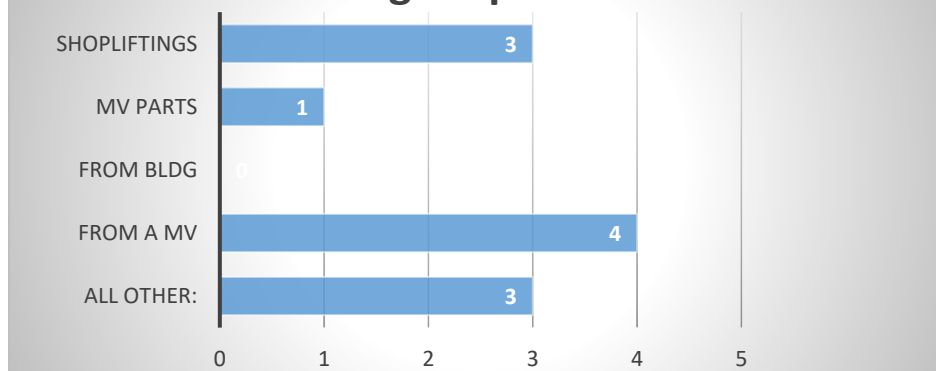
### Activity by Hour of Day September 2022



## Stealing:

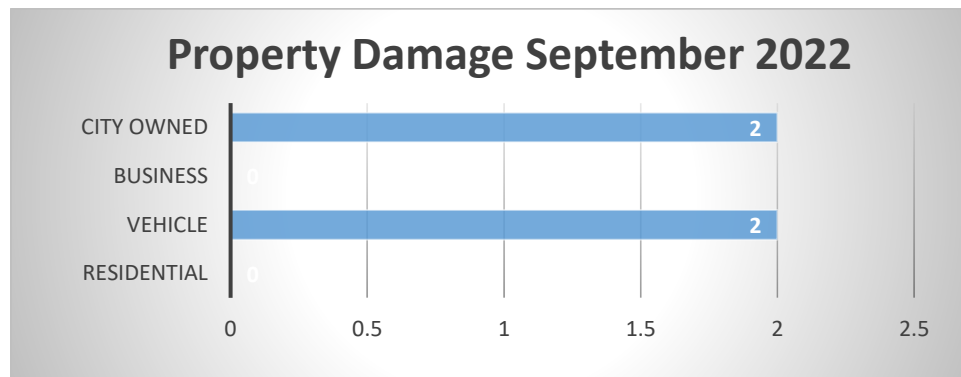
There were a total of 11 stealing offenses during the month of September 2022. They are broken down into the following categories.

### Stealings September 2022



## Property Damage:

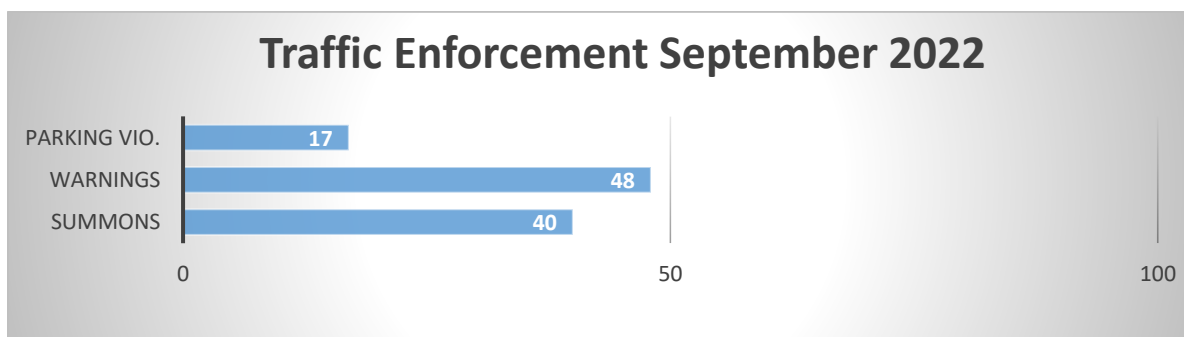
There were 4 Property Damage offenses during the month of September 2022. They are broken down into the following categories.



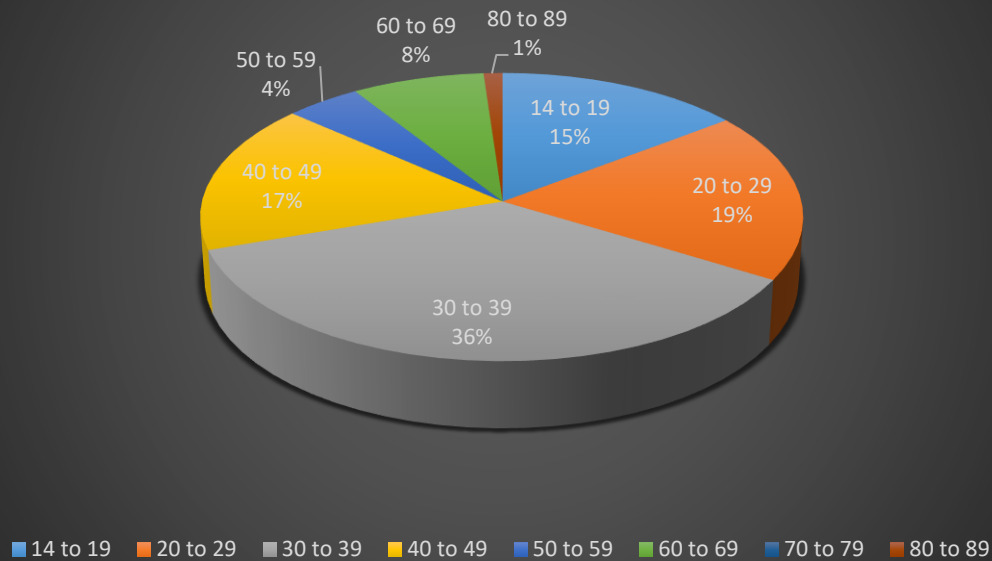
## Traffic Enforcement:

There were 105 traffic enforcement actions taken for the month of September 2022. Those are broken down into 8 categories and displayed by ward.

September-22					
Violation Category	Ward 1	Ward 2	Ward 3	Ward 4	Total
Signs, Signals	2	3	1	1	7
Hazardous Moving	1	3	1	1	6
Speeding	0	1	7	9	17
Equipment	1	2	2	3	8
Registration, Licensing	9	16	5	11	41
Financial Responsibility	2	3	1	0	6
Parking	8	2	5	2	17
Other Enforcement	1	0	2	0	3
<b>Total</b>	<b>24</b>	<b>30</b>	<b>24</b>	<b>27</b>	<b>105</b>



## Violators by Age September 2022

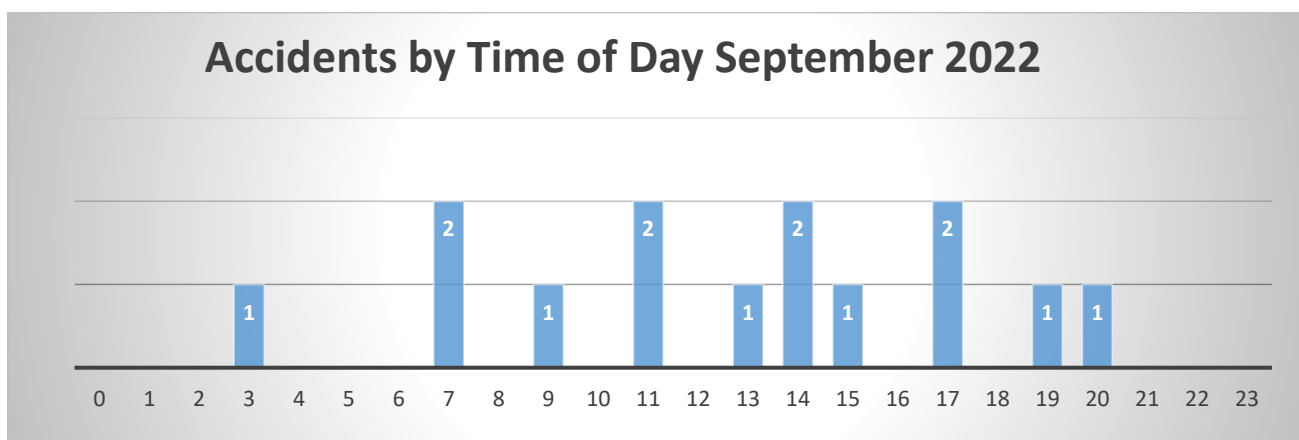
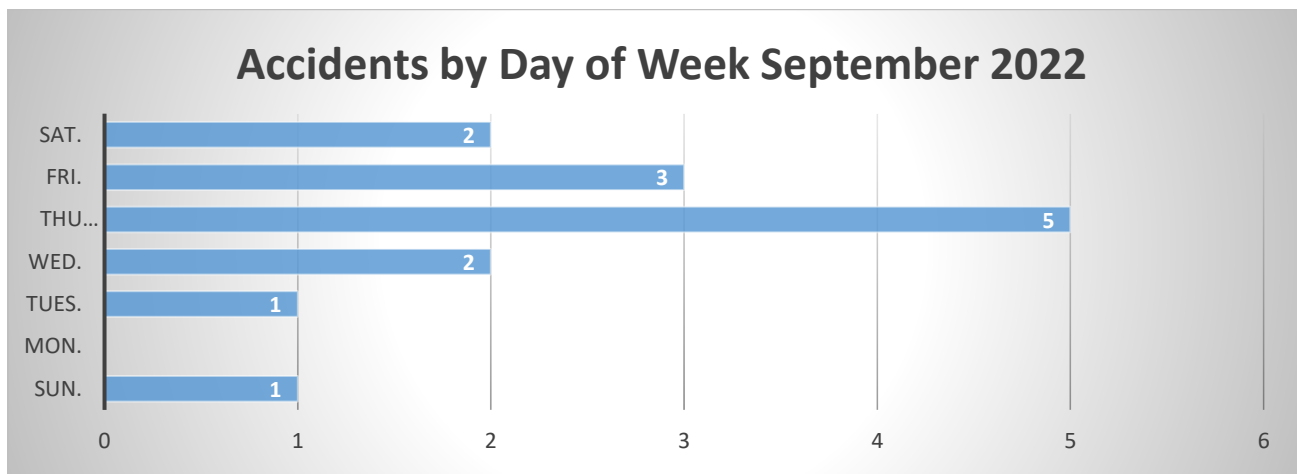
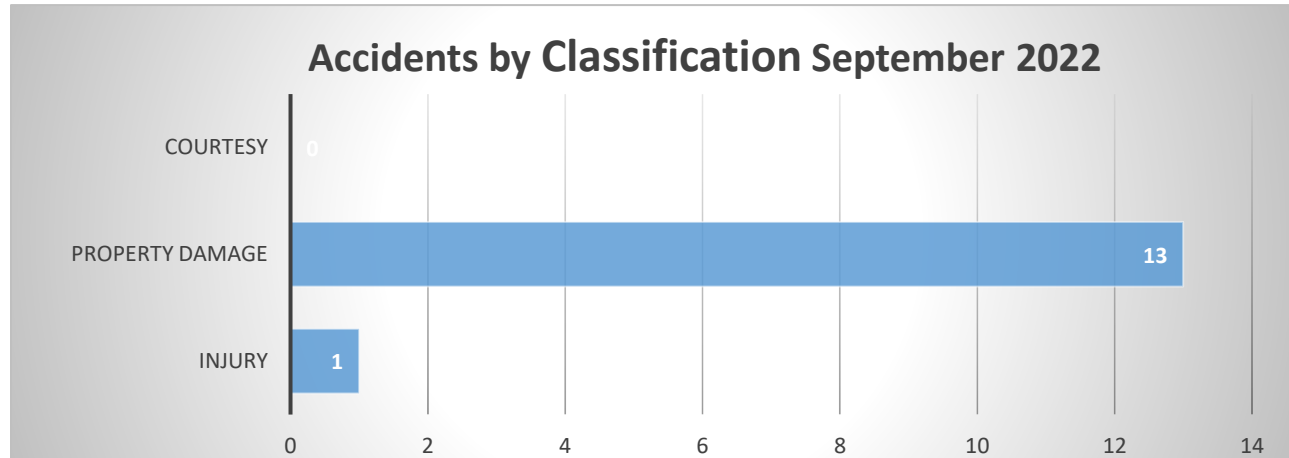


Traffic Enforcement Actions were taken on the following streets:

Enforcement	Locations	September	2022
Amberley	1	Leawood	1
Arban	2	Missy	1
Cherry Brook	1	Oakridge	3
Conover	1	Old Sappington	2
Crest Oak	1	Pinewood	1
Crestwood	1	Rayburn	1
Curwood	1	Sanders	1
East Watson	2	Sappington	26
Fieldcrest	1	Trelane	1
Fox Park	1	Twincrest	1
Garber	2	Watson	41
Grant	7	Whitecliff	2
I-44	1	Yorkshire Estates	1
Kathy	1		

## Traffic Accidents:

In September 2022 there were 14 Traffic Accidents. These accidents were of the following classifications.



Accidents occurred at the following intersections.

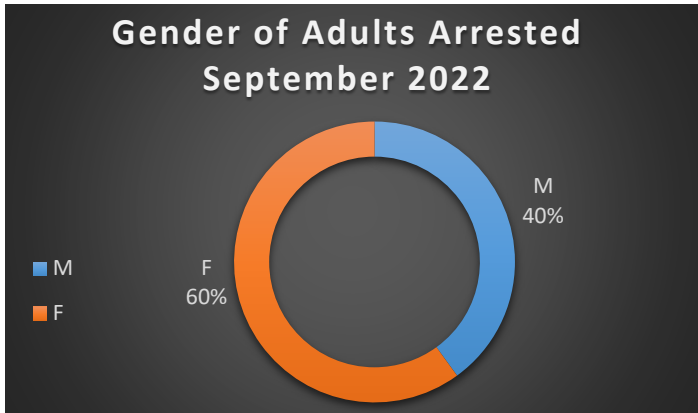
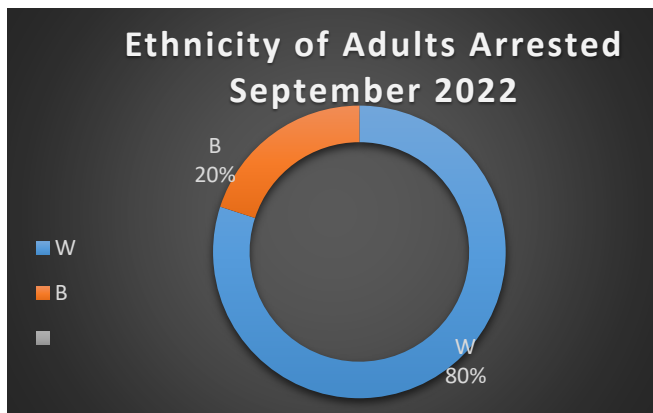
Intersections	Sep-22
I-44 / Big Bend Blvd	1
Kathy Ct / Richview Dr	1
Manda Ln / Glenfield Terrace	1
Pardee Rd / Garden Rock Dr	1
Samoa Dr / Montego Dr	1
Sappington Rd / Big Bend Blvd	1
Sappington Rd / Garber Rd	1
Watson Rd / Glenwood Dr	1
Watson Rd / Grant Rd	3
Watson Rd / Sturdy Dr	1

### September 2022 Traffic Accidents



## Arrest Information:

There were 5 persons taken into custody in September 2022. The gender and ethnicity of those persons are as follows:



## Response Times:

The average dispatch, en-route, and on-scene times for September 2022 are as follows.

Count:	Dispatch:	En-Route:	On-Scene:
446	00:01:36	00:02:15	00:21:30

## Detective Bureau Performance:

In September, 55 supplemental reports and 0 original reports were written and 4 physical arrests were made. 5 cases were *Cleared by Arrest*, 4 were *Cleared Exceptionally*, 0 were cleared by other means, and 6 were inactivated. A total of 19 cases are still marked *Active*. Not counting those that are still *Active*, the clearance rate for the bureau up to and including September was **51.7%** percent. That percentage is slightly up from 50.7% in August.

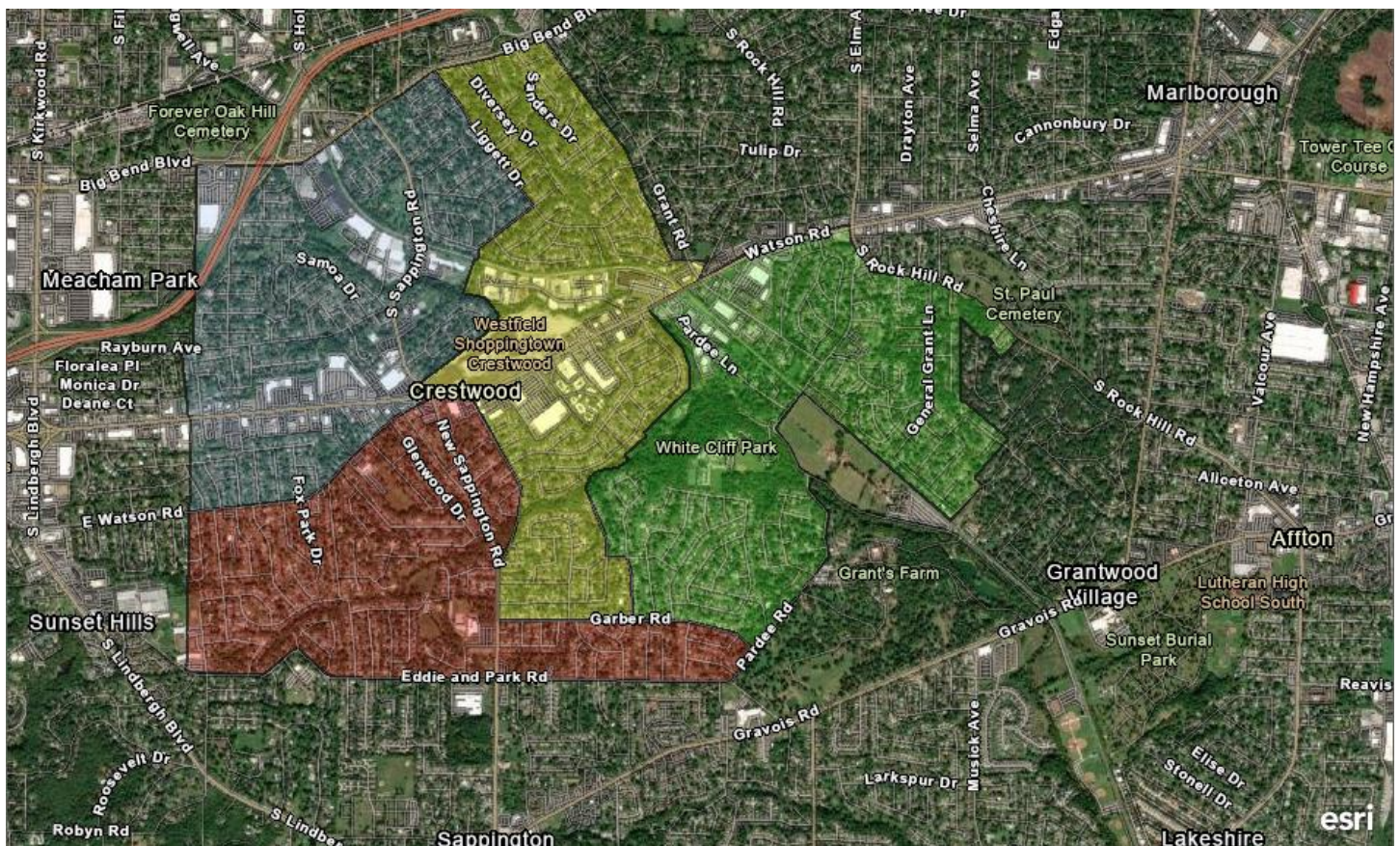
	Active Cases	Arrests	Total Cases Assigned YTD	Clearance %
Total	19	21	525	51.70%

	Inactive	Inactive %	Cleared with Arrest	Cleared with Arrest %
<b>Total</b>	73	48.30%	18	11.90%

	Exceptionally Cleared	Exceptionally Cleared %	Other	Other %
<b>Total</b>	52	34.40%	8	5.30%

In the nation, in 2019, 45.5 % of violent crimes and 17.2 % of property crimes were cleared by arrest or exceptional means according to the Criminal Justice Information Services Division.

## Ward Incident Summary:



### Ward 1:

In September 2022, three stealing offenses and four property damage offenses were reported in Ward 1. There was one

fraud report taken for fraudulent online use of a credit card. One traffic accident occurred on Watson Rd near Applebee's. Officers responded to 27 calls for suspicious activity on 13 different streets during the month of September. There were also 6 animal related calls, 1 juvenile offense, 21 people related calls, and 52 miscellaneous police calls reported.

Police handled 116 calls for service in Ward 1 in September 2022.

## **Ward 2:**

In September 2022, there were six stealing offenses reported. One minor assault occurred at Dollar Tree in Watson Plaza and two fraud reports were taken for fraudulent use of a credit card at Sam's Club. Police responded to six traffic accidents that occurred on East Watson Rd, I-44, Kathy Ct, Samoa Dr, Sappington Rd and Watson Rd. There were 28 suspicious activity calls responded to on 12 different streets in Ward 2, along with four animal related calls, 1 juvenile offense, 1 family offense, 14 people related calls and 121 miscellaneous police calls.

Police handled 184 calls for service in Ward 2 in September 2022.

## **Ward 3:**

In September 2022 there were two burglary reports taken, and two stealing reports. One motor vehicle theft was reported on Lantana Dr. Police responded to three traffic accidents on Grant Rd, Pardee Rd, and Watson Rd. There were 19 calls for suspicious activity on 12 different streets, and officers responded to 21 people related calls and 42 miscellaneous police calls in Ward 3.

Police handled 89 calls for service in Ward 3 in September 2022.

## **Ward 4:**

In September 2022 officers took one stealing report and one fraud report for fraudulent checks. Four traffic accidents occurred on Glenfield Terrace, Watson Rd, and Sappington Rd. We received 10 calls for suspicious activity on 6 different streets, 16 people related calls, three animal related calls, one juvenile offense, one family offense, and 22 miscellaneous police calls.

Police handled 57 calls for service in Ward 4 in September 2022.

## Calls for Service Locations:

Below is a chart showing every street the Crestwood Police Department responded to and how many times during September 2022.

Call Locations	Sep-22	Continued	Contd
ACORN DR	2	EAST WATSON RD	5
APEX DR	3	EDDIE AND PARK RD	6
ARBAN DR	6	ELMONT LN	1
BARBERTON DR	1	ETHERTON DR	4
BARDMONT DR	1	EUDORA CT	1
BIG BEND BLVD	15	EWERS DR	1
BRIARTON DR	2	FERN GLEN DR	1
BULL RUN DR	1	FIELDCREST CT	1
BURNT OAK DR	1	FLAMINGO DR	3
BUXTON DR	4	FOURNIER DR	1
CAMELOT LN	1	FOX CREEK CT	2
CAPILIA DR	2	FOX PARK DR	3
CASSIA CT	1	GARBER RD	5
CHASEBURY TER	1	GARDEN ROCK DR	1
CHERRY BROOK LN	4	GENERAL GRANT LN	2
CLAY AVE	4	GILLESPIE BLVD	3
CLOVER LN	1	GLEN ROSE DR	1
CLYDESDALE DR	1	GLENCREST DR	1
COFFEY CT	1	GLENFIELD TER	1
CONOVER LN	1	GLENWOOD DR	1
CORDOBA LN	2	GRANT PARK DR	2
CORNISH DR	1	GRANT RD	11
CRAIGHURST TER	1	GRANT RIDGE LN	1
CRAIGWOOD TER	4	GREENVIEW DR	1
CREST OAK LN	1	GROVENA DR	2
CRESTWOOD DR	1	HARWICH DR	4
CRESTWOOD EXECUTIVE CENTER	2	HEATHER DR	2
CROMPTON CT	2	HEMINGWAY DR	1
CURWOOD DR	1	HIGH HILL CT	4
DALLWOOD DR	2	HOLMES AVE	1
DAVID SCOTT DR	1	HONEYWOOD DR	1
DEL VISTA DR	1	I-44	5
DETJEN DR	30	JOANN PL	1
DIVERSEY DR	5	JOSHUA DR	3

Call Locations Cont	Sep-22	Continued	Cont
LANTANA DR	2	RAYBURN AVE	5
LAVANT DR	1	RECO AVE	1
LAWNDALE DR	2	RED OAK DR	3
LEAWOOD DR	2	ROCK FOREST DR	1
LIGGETT AVE	6	ROYAL ARMS CT	3
LIGGETT CT	1	SAMOA DR	1
LODGE DR	3	SANDERS DR	3
LODGE POLE LN	4	SAPPINGTON RD	8
LOWILL LN	1	SESSIONS AVE	1
MADEIRA DR	2	SILVER CREST DR	1
MANDA LN	5	SPELLMAN AVE	1
MAPLE GROVE DR	1	STURDY DR	3
MARY GLEN DR	8	SUN COUNTRY TRL	1
MEADOWFERN DR	2	SUNRAY LN	4
MEDALLION CT	2	TAHITI DR	2
MISSY CT	1	TEA ROSE LN	1
MONTEGO DR	2	TRELANE AVE	5
OAKRIDGE AVE	2	TWINCREST DR	5
OLD SAPPINGTON RD	2	VOLZ DR	2
PARDEE FOREST DR	2	WATSON INDUSTRIAL PARK DR	2
PARDEE LN	4	WATSON PLAZA	11
PARDEE RD	3	WATSON RD	99
PARK CRESTWOOD DR	5	WHITECLIFF LN	5
PINE SPRAY CT	1	WILDWOOD CIR	1
PINELLAS DR	4	YORKSHIRE ESTATES DR	3
PINEWOOD DR	2		

Prepared By: Hannah Wilson 326 10/13/2022